

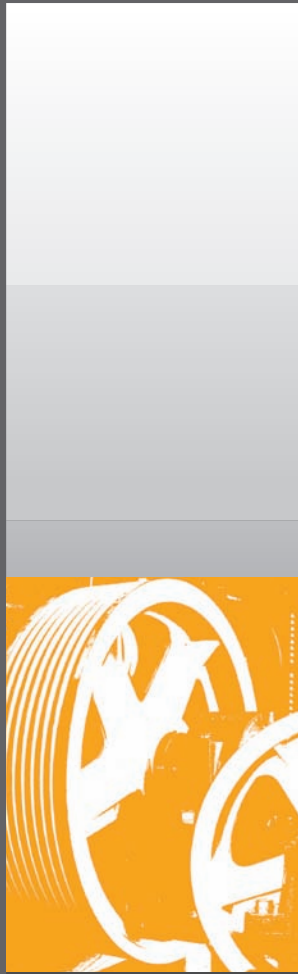
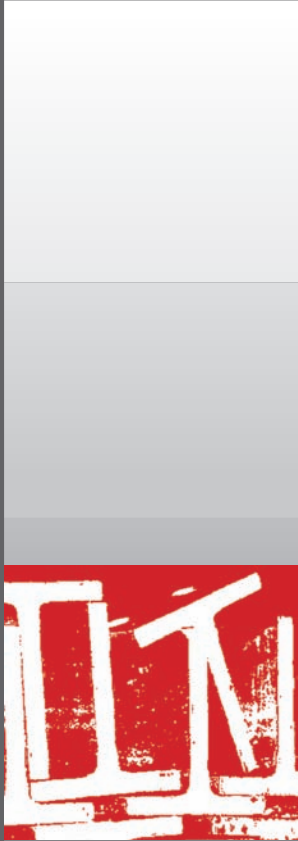




SODIMAS®

ascenseurs

➤ PRICE LIST 2013



Contents

Alphabetical index.....	4
Conditions of sale and delivery.....	9

GUIDE RAIL 13

Guide rail.....	15
Various.....	16
Guide rail clips.....	17
Guide rail wedge.....	17
Guide rail brackets.....	18

DOORS 19

Inverter VVVF for door operator.....	21
Car door type 92VF.....	22
Car door type EUROPA.....	23
Motor for car door operator.....	24
Spare parts for door ZIP.....	25
Spare parts for door EUROPA.....	28
Spare parts for door F86 (FRANCE 86).....	31
Spare parts for door 085 / 085N.....	32
Spare parts for door KRAMER.....	35
Spare parts for door 092VF.....	37
Spare parts for door 099VF.....	40
Spare parts for door FERMATOR COMPACT 40/10.....	42
Spare parts for door FERMATOR COMPACT.....	43
Spare parts for door 40/10.....	44
Spare parts for door FERMATOR PREMIUM.....	45
Spare parts for swing door.....	46

GEARLESS & TRACTION MACHINE..... 47

Gearless traction machine GT300 & GT300M.....	49
Gearless traction machine GL300A & GL300S.....	50
GL/GT Gearless accessories.....	51
Traction machine TS 140.....	52
Traction machine TS 200.....	53
Drum machine TS 200T.....	54

TS 200 T drum machine spare parts.....	55
Traction machine TA 140.....	56
TA/TS traction machine spare parts.....	57
Traction machine FF 360.....	58
Traction machine FF 610.....	59
Traction machine FF 650.....	60
Traction machine FF 800 / 825 / 850.....	61
Traction machine FF 1150.....	62
Drum machine FF 360 / 610.....	63
Traction machine with extended shaft.....	64
A4 motor for machine FF360 VVVF – 240St/Hr & 120St/Hr.....	65
A4 motor for machine FF360 VVVF – 180St/Hr & 240St/Hr.....	66
B9 motor for machine FF610 / 630 / 650 240 St/H.....	67
B9 motor for machine FF610 / 630 / 650 120 St/H.....	68
B9 motor for machine FF610 / 630 / 650 180 & 240 St/H.....	69
Flywheel and flange.....	70
FF traction machine spare parts.....	71
Traction machine spare parts.....	73
FF traction machine spare parts.....	74
Brake spare parts set.....	75
Bed plate for FF machine and accessories.....	76
Motor room safety accessories.....	77
Ladder and trap door - Accessories.....	78
Display.....	80

PULLEYS 81

Divertor pulley with bearing T234.....	83
Divertor pulley on flange T235.....	84

VARIOUS 85

Guide shoes.....	87
Insert.....	89
Safety gear single direction.....	90
T SECTION/ROUND GUIDE CAR FRAME STATEMENT DATA SHEET.....	91
SAFETY GEAR T/ ROUND GUIDE RAIL STATEMENT DATA SHEET.....	93

Contents

2

Standard car frame and lower beam RENO 60 G2 for round guide rail	95
Modulable car frame EESY (modernisation).....	96
Modulable car frame EESY for T guides.....	97
TB3/TB5 lower beam for T rail.....	98
Car frame accessories	100
Conterweight fillers.....	100
Rope socket.....	101
Car frame accessories	102
Wire rope	104
Speed Governor single direction - Ø 200 mm GERVALL.....	106
Speed governor tension pulley - Ø 200 mm GERVALL.....	106
Speed Governor single direction - Ø 300 mm GERVALL.....	107
Speed governor tension pulley - Ø 300 mm GERVALL.....	107
Speed Governor single direction - Ø 200 mm PFB.....	108
Speed Governor single direction - Ø 300 mm PFB.....	109
Bi-directional Speed governor - PFB	110
Speed governor PFB options	111
Speed governor tension pulley	112
Linear tension device	113
Speed governor accessories.....	114
Travelling Cable.....	115
Hoistway switches	116
Electrical accessories.....	119
Shaft lighting	122
Retiring & anti-slip cam	123
Door safety edge.....	124
Emergency appliances	125
Inspection Box and others	126
Handfree intercom SAFELINE/SODIMAS	127
Intercom AMPHITEC.....	130
Handfree intercom AMPHITEC	131
Handfree intercom MICOME.....	132
Load weighting device on ropes.....	133
Load weighting device for other assembly	134
Door toe guard	135
Parapet balustrade folding.....	137
Tools	138

FIXTURES141

BlueStyle range	143
-----------------------	-----

7-inch backlight load and instruction indicator.....	146
Automatic pictograms for LCD indicators.	146
Universal COP & landing push buttons	147
STANDARD EVOLYA car operating panel.....	149
STANDARD CYNTRA car operating panel	150
Tailor made car operating panel	151
Full height COP.	152
Full height COP in mirror stainless steel.....	153
Car push button in retro brass colour	154
Horizontal car push button XL.....	155
Landing push button.....	156
Landing displays controllers SODIMAS	157
PUSH BUTTON BOX RECORD EN 81-70	159
COP Components	161
After sale service push buttons and indicators ..	163
Independent 3-wire universal encoder.....	171
Access Control	172
Voice Synthesizer - Standard programming ...	173
Library of standard message.....	174

CONTROLLERS175

ELECTRICAL MODERN DATA SHEET	177
Quick Install controller.....	181
NG240 controller.....	182
Controller + shaft selection	183
VF kit for existing installation SODIVARLIFT	185
SODIVARLIFT DATA SHEET.....	187
Options - Spare parts for Quick Install.....	189
Options - Spare parts for NG240	191
Options - Spare parts for NG120	192
Spare parts for SC4/30 controller.....	193
Spare parts for NG12-NG02 controller	194
Spare parts for controller	195
Spare parts for pre-wiring and traditional cable	197
V.V.V.F. for after sales	198

HYDRAULIC199

EOL HYDRAULIC LIFT REPLACEMENT KIT.....	201
Accessories after sales service hydro MORIS.....	203
Accessories hydraulic MORIS	207
Accessories after sales service hydro	
HYDRONIC LIFT	208

Contents

LIFT CAR.....209

Standard cars - Basic specification	211
Standard cars - Options	212
Standard cars - Trend floor finishes.....	213
Non-standard car - Basic specification.....	214
Non-standard car - Options.....	215
Cabine anti-vandale	216
Car wall finish for renovation	218
Spare parts for cars.....	219
Car accessories	219
LED lighting	221
Renovation articulated false ceiling with LED...	222
After sales.....	223
Car accessories various	224

MACHINEROOMLESS LIFTS.....227

Replacement parts SODICIEL 3	229
Replacement parts VMotion.....	232

Alphabetical index

4
A

A4 motor	65/66
Absolute metering	116/117
Adapting bracket for thumblers	116
Additional key (key switch)	172/230/233
Adjust timer relay	35
Alloy floor	215
Angle column	152/153
Antenna	131
Antenna (door detection)	124
Anti-slip cam	123
Anti-slip cam bracket	123
Articulated point	35
ATV58 display	198
Autonomous encoder	171
Autonomous power supply	130

B

B9 motor	67/68/69
Backlight	146/169/197
Backlight board	170
Ball bearing	74
Battery	129/221
Battery (phone)	129
Beam switch	115/117
Bearing	26/57/71
Belt	26/29/30/33/36/38/40/43/229/232
Belt controller	232
Belt trigger	28/36/40
Blank engraving plate	146/169/197
Blanket cross handle	224
Board for safety edge	124
Board through opening	197
Bolt	72/73
Box for governor	114
Box protection lead	197
Brackand	18
Bracket guide rail	114
Brackets for blanket	224
Brackets for ladder	225
Braille (button)	155/165/167
Brake	71/73/75/229/232/233
Brake brackets	51/57/71/73/75/233
Brake coil	51/57
Brake Contact	51/230/233
Brake handle	73
Brake release lever	229
Brake shoe rod	73
Brake unlocking (kit)	232
Brake wheel	73
Break cam bracket	71
Buffer	76/97/99/100
Buffer support	100
Bus duct	119/120/122
Button (female tenax)	224
Button symbol	166
Buzzer	120/169

C

Cable for LED	221
Call centre	129
Cam extension	25
Car	211/212/213/214/215/216/217/218/219/220
Car accessories	219/220
Car covering	211/212/213/214/215/216/217/218/219/220/224
Car door	22/23
Car door operator	22/23
Car door panels	22/23/33
Car entrance	211/212/214//215/218
Car frame	95/96/97/100
Car frame bar	103
Car frame fixing bracket	100
Car frame insulation	100
Car frame spring	102
Car plate	132
Car push button box	147/148/149/150/151/152/153/154/155
Car Renovation	218/219
Car retaining tray	220
Car top	211/214
Car top handrail	77
Car wall	212
Car wood protection	215/220
Caution machine room plate	77
Ceiling	215
Cell for load weight device	133/134/230
Chain bracket	25/29
Chain pick up	25/29
Charger	125/190
Circuit breaker	119
Cleaner stopper	138
Cog-wheel	26/29/33/41/42
Coil (circuit breaker)	119
Complete crank	23/38
Condenser	35
Connection (hydraulic)	206
Connection box	120
Connector	192/193
Connexion	204
Connexion	204
Connexion	204
Contact	26/29/32/33/35/36/37/38/40/43/44/111/114/126/203
Contact	196
Control box	126
Control box power socket	126
Control valve resistance	203
Controller	181/182/183/184/185
Controller board	185/189/191/192/193/194/195/197/198
COP push button edge	164/165/167/168
COP/Landing Push Button	143/161/163/164/165/166/167/168
Copel for spring	102
Counterweight filler	100/230
Coupling flange	70
Crank bracket	25/38
Cylinder barrel	230/233
Cylinder seal	206

Alphabetical index

D

DC power supply	125/171/195
Detector - Load weight device.....	134
Digital acces control.....	172
Direction arrows.....	157/169
Display.....	144/145/146/157/169/171/184
Display (indicator).....	170
Display (programming).....	169
Display tilted.....	148/154/157/170
Disruptor.....	195
Door accesories	36
Door arm.....	36
Door arm end.....	36
Door articulation.....	29/35
Door cam	25/26/28/32/34/36/37/38/40/42/44
Door closer	46
Door coupler T bracket.....	26
Door guide shoe.....	26/28/31/32/37/42/44
Door motor.....	45
Door operator control	36
Door photocell.....	21/124
Door photocell receptor	124
Door rubber stop.....	25/28/31/37/38/42
Door sill.....	36/43
Door toe guard	135/136
Door unlocking.....	27
Door zone control panel auto.....	120
Drum bearing.....	57
Drum machine FF	63
DTU power board	119

E

Edge for indicator	170
EEPROM.....	194
Electric gear	35
Electric switch.....	114/120/139/233
Electric wiring.....	115/129/131/161/197/232
Emergency key.....	34
Emergency key.....	29/33/34/38/80
Emergency key.....	43
Emergency light	120/125/221
Emergency light led.....	125
Emergency power	125/129/221
Encoder.....	51/56/57/72/229/233
Encoder board for motor	198
Encoder coupling	72
Encoder lead	42
Encoder support.....	72
Encoder unit.....	171
EP40 tension weight.....	95/112
EPROM.....	193/194

F

Face plate for load weighting	134
Face plate motor room/switchboard	130
False ceiling.....	222/223
Fan for inverter	198
Fans.....	225

Fans.....	72/73/120/225
Fans.....	72/73
Fastener.....	34
Filler cap (drum)	73
Filter.....	204
Fire-resistant absorbant.....	139
Fireman box.....	130
Fish plate	15
Fit out lift car	218/219
Fitting for mirror.....	223
Fixing arm	34
Fixing handle	77
Flag for string line.....	117
Flange.....	68/70/72
Flashing beacon	229/233
Flat edge.....	71
Flat rail brackand.....	18
Flat-seat	225
Flexible hose	205/206
Flicker-prevention cable	147/148
Floor finish.....	213
Fluorescent strip.....	122/220
Flyweel	57/70
FUJI pocket.....	198
Fuse.....	191/192/193/194

G

Galvanized skirt.....	77
Galvanized thimbles	103
Gear box.....	35/40
Gear head	35
Gearless brake board.....	51
GEARLESS traction machine	49/50/51
Glass (indicator).....	130/170
Gloves protection.....	138
Governor protection guard	76/112/114
Governor return pulley protective lid	106/107
Governor support.....	106/107/111
Governor support additional bracket.....	114
Grease	16/57/74
Grease cleaner	138
Guard protective	55/63/76
Guard rail post	77
Guide rail	15/33
Guide rail brackand.....	18
Guide rail cleaner	16/139
Guide rail cleaner set.....	16/139
Guide rail clip.....	17
Guide rail edge	17
Guide rail starter	16
Guide shoe.....	87/88/89/99/231

H

Halogen bulb centring collar	221
Halogene.....	223
Halogene bulb	221/223
Halogene downlight.....	221/223
Hand pump.....	204
Handrail.....	219/220/224
Handrail.....	77

Alphabetical index

6

Handrail hand fitted	219/224
Handrail joist.....	224
Handrail tube	219
Handset motor room/switchboard	130
Hoist gear	138
Hook for housing.....	32
Housing.....	28/29/32/41
Hub	70
Hydraulic coil	203/204
Hydraulic module.....	192
Hydraulic power pack.....	203/207/208

I

Indicator speaker.....	169
Inductive loop amplifier	128/132
Insert for guide shoe	88/89/99
Installation set for drum machine.....	63
Instruction plate.....	71/77/80/225
Insulation.....	76
Insulation hydraulic power pack	203
Interceptor.....	124
Interceptor board	124
Intercom.....	130
Intercom face plate.....	130
Inverter filter.....	198
Inverter VVVF	21/198

J

Jamming cleaner	139
Jerrican.....	57
Junction box.....	120

K

Key switch.....	172
-----------------	-----

L

Ladder	77/78/225
Ladder bracket.....	225
Ladder hooking bracket.....	77
Ladder support	77/78
Landing board CAN QI.....	162/189
Landing box	147/148/154/155/156
Landing display	144/145/148/154/157/169/171
Landing face plate	148/157/169/171
Landing track	27/30/39
Laser	117
Laser rangefinder	117
LED (bulb).....	221
LED module (pit box).....	126
LED non-standard power supply	221
LED square lighting	222
Levelling	189/192
Levelling set	189/192
Lever device	38

Lifting hook	77
Light	119/120/122/221/222
Light switch.....	126
Light switch.....	120
Limit switch cam	36/97/118
Linear tension device	113
Load device power supply board	133/134/230
Load weighting.....	133/134/230
Load weighting cell amplifier	230
Load weighting contact	230
Load/overload indicator	134
Lock.....	26/31/32/33/37/39/44
Lock (electrical panel)	119
Lock beak.....	32/33
Lock lever.....	37
Lock ramp	39
Locking.....	38/41
Locking (electrical panel)	119

M

Machine Room (accessories)	77
Machine room prop	57/76
Magnet.....	21/40/117/171
Magnetic finger	117/171
Magnetic switch	40
Maintenance box.....	126
Male mounting for blanket.....	224
Manual release instruction plate.....	80/204
Manual safety instruction (instruction plate)	71
Mecanism C.O.	43
Microswitch	38/134
Mirror.....	212/214/218/223
Mobee	190
Mobee case.....	190
Motor.....	24/42/45/57/229
Motor bed plate.....	229
Motor bed plate.....	229
Motor encoder	42
Motor fan span	72
Motor filter	73
Motor for operator	24/42
Motor pump	51/203
Motor room box.....	79
Motor room step.....	77
Motor room trap door	77/78/214
Mouting tool - Load weight device.....	133
Moving roller stop.....	25/27/38

N

Neon tube.....	119
NG02/12 control board	194
NG120 control board	192
NG240 control board	191
No smoking (Alu plate)	80/225
Noise control relay	73

Alphabetical index

O

Oil.....	57/71/73/207
Oil collector.....	16
Oil cooler.....	204
Oiler.....	16/97/99/231
Oleo motor.....	205
Operator lock.....	28/33
Operator pulley.....	25/28/30
Opposite roller.....	27/28/32/37/40/44
Output cylinder union.....	204

P

Paint.....	139
Panel suspension stretcher.....	37
Parapet balustrade.....	137
Phone.....	127/128/129/130/131/132
Pictogramm (indicator).....	146
Pin.....	73
Plug.....	120
Plugging set of distribution.....	206
Pocket programmation.....	194
Power supply panel.....	119
Power supply switch (kit).....	63
Power unit sealing.....	206
Pressure gauge.....	206
Profil.....	118/218
Programmation.....	169/173/174/190/192/194
Protection blanket.....	224
Protection grid for fan.....	225
Pulley.....	25/27/28/30/39/51/57/73/83/84
Pulley contact.....	114/229
Pulley support.....	30
Push button box connexion.....	120/162/197
Push button box interface board.....	162/184
Push button protection.....	161
Push button ring.....	167/168

Q

Quick Install control board.....	189
Quick Install shunt module.....	190

R

Rags.....	138
Recall drive box.....	126
Rectifier.....	195/229
Rectifier board.....	195
Rectifier bridge.....	195
Reflector.....	117
Relay.....	35/36/195
Relay control.....	203
Relay support.....	36
Remote antenna.....	190
Remote electronics.....	131/132
Remote reset system for governor.....	111

Reopening contact.....	35
Reset contact.....	114
Resistance.....	26/36/203
Retiring cam.....	123
Roller.....	25/26/27/28/31/32/34/35/37/38/40/41/42/88
Roller support.....	27/34
Rope.....	27/34/104/105/230
Rope socket.....	27/101/102
Rope tension device contact.....	230
Rubber hedge.....	35
Rubber stop.....	74/138
Rubber stopper.....	35
Rubble.....	138

S

Safety edge.....	124
Safety gear.....	90/93/95
Safety gear lower beam.....	95/98/99
Safety gear valve.....	206
SC4/30 control board.....	193
Screw.....	154/203/208
Screw pull stopper.....	138
Screw-ring.....	105
Sensor.....	118/190
Sensor.....	133
Set trigger.....	33/34
Shaft.....	116/117/118/173
Shaft selector.....	116
Shaft support.....	118
Shim for guide shoe.....	231
Shunt.....	26/28/32/33/37/42/43/44
Shut-off valve.....	203
Sirene.....	125
Skate of cam.....	123
Skate roller.....	25
Skirting.....	215/220
Slack rope.....	63
Slack rope control.....	55
Slow down set.....	21/32
Soap.....	138
Sodilink board.....	185/198
Spader.....	138
Spare transmitter.....	124
Speech synthesis board.....	169
Speed governor.....	106/107/108/109/110/111/112/114
Speed governor guard.....	77/114
Speed governor insulation.....	111/114
Speed governor support.....	95
Speed governor tension pulley.....	106/107/112
Spot support.....	221/223
Spray contact cleaner.....	139
Spring.....	25/30/31/33/39
Spring tension pulley.....	95/112
Square shoe for panel guide.....	35
Stainless steel cleaner.....	139
Start valve.....	204
Startup kit.....	190/191/192
Sticker.....	80/204
Sticker.....	80/204
STOP box.....	126
Stop contact V.....	117
Stop tube.....	25

Alphabetical index

String line	117
String line reel	117
Suction cap (blanket)	224
Suspension pulley	231
Switch	119

Wipes.....	138
Wire	29/32/37
Wire divertor pulley.....	83/84/113/231/232
Wire rope grip.....	103
Wiring board plugging / traditional.....	197
Wiring trunking.....	131

T

Telephone face plate	131
Tension pulley.....	112
Tensioner pulley	232
Tensionmeter	138
Thermostat	119/204
Thumbler	116
TMS/tape bracket	118
Traction machine bed plate	55/57/63/76
Traction machine emergency stop kit.....	55
Traction machine FF58/59/60/61/62/63/64/65/66/67/68/69/71/72/74	
Traction machine protective lid	57
Traction machine TS.....	52/53/54/55/56/57
Traction machine with extended shaft.....	64
Traction pulley.....	51/73/230/231
Transformer	193/195/223
Trap door lock.....	78/225
Travelling cable	115
Triangular key	79
Trigging coil (governor)	111/114
Truncking.....	121
TS toe guard	55/57/76
Tube.....	206
TWIDO drive	40

U

Un/locking beak	25/38/41/42
Unlocking cam	32/34/36/42/44/45
Unlocking clamp	233
Unlocking key manual sticker.....	33/34/38/80
Unlocking roller.....	25/32/37
Update (cabinet program)	190/191

V

Valve.....	203
Valve block	206
Valve seal.....	206
VF kit	185
Voice synthesizer message.....	174
Voice synthesizer with speaker	173/174
VVVF box.....	21/42/45

W

Water level in pit.....	120
Waterproof seal	73
Window.....	220

Conditions of sale and delivery

ORDERS AND OFFERS

Unless stipulated otherwise, our offers are valid up to 60 days after handing over. If the buyer's acceptance isn't totally in accordance with the offer or the quotation, the contract will be valid only after the seller has given his agreement in writing. Any modification requesting new studies or change in the supply might cause modification in the price or the delay. Drawings, documents and studies given to customers, stay our property and can't, without formal agreement, be communicated to third party or be carrying out. It must be returned if the sale isn't concluded.

CANCELLATION

Cancellation of any order or part of order won't be accepted unless it is confirmed by us in writing. In case of cancellation of order, the indemnity requested depends of the progress of the studies and the production of the goods.

The change of situation of one of our customer authorizes us to claim, either some warranties, either a deposit or otherwise the cancellation of the job in progress.

In case of bankruptcy or legal settlement, the order in hand might be canceled in full right. In any cases, all deposit will stay SODIMAS's property.

DELIVERY

The freight for the DOM-TOM and overseas is stipulated under the 2010 Incoterm unless specified differently.

The company is free of obligation of delivery for all fortuitous cases or absolute necessity like lock-out, strike, epidemic, war, requisition fire, flooding, etc. intervening in theirs premises or in theirs suppliers' premises.

If, as a consequence of the buyer, the delivery is impossible at the scheduled time, we reserve the possibility to have available the goods or, if the order is subject to special fabrication, we'll make up for the cost of handling and storage namely 1% per late month, from the date requested in the order.

TERMS OF PAYMENT

For the DOM-TOM and overseas, our invoices are payable to SODIMAS Pont de l'Isere 26 600 France, by confirmed and irrevocable letter of credit at sight from a French bank unless agreed otherwise by Sodimas. All letter of credit fees are to be borne by the buyer.

The property of the goods is reserved to Sodimas until full payment of the price (law 80335 12th of May 1980)

In case of invoicing in foreign currency, the exchange rate loss will be at the buyer expense.

Conditions of sale and delivery

10

WARRANTY

Our warranty is void if the goods are modified or repaired without our consent.

PLACE OF JURISDICTION

All disputes arising with the present contract shall be finally settled under the rules of conciliation and arbitration of the International Chamber of Commerce, whatever the conditions of sales and mode of payment are, according to the regulations and customs defined by the 2010 INCOTERMS publication Nr.460 and according to the arrangements within the present contract, the latter being judged according to French law.

SALES AGREEMENT

Prices will be EX-WORKS. The conditions of sales as mentioned in this price-list will be according to the INCOTERMS of 2010 (publication from CCI, Nr.460).

If you prefer to use other means of transport (FCA, FOB, CIF, DDP), please advise us when placing an order.

LANGUAGES CLAUSE

This present contract translated into English does not override the French contract which must be considered as the authentic master copy.

Notes

Notes

12

PRICE LIST 2013



GUIDE RAIL

PRICE LIST 2013



Guide rail

15

Price includes : one lenght, one fish plate and the bolts.

Item code	Fish plate item code	Planed Type	Kilo per lenght	Quantity per bundle	Price € per unit in full bundle	Price € per lenght
06 454 505	06 002 001	RT 45 x 45 x 5 (L = 5 m)	17	54		
06 505 005	06 002 003	RT 50 x 50 x 5 (L = 5 m)	20	42		
06 505 009	06 002 003	RF 50 x 50 x 9 (L = 5 m)	29	42		
06 606 007	06 002 005	RT 60 x 60 x 7 (L = 5 m)	32	30		
06 655 408	06 002 015	RF 65 x 54 x 8 (L = 5 m)	27	30		
06 706 509	06 002 008	RF 70 x 65 x 9 (L = 5 m)	39	22		
06 707 008	06 002 008	RT 70 x 70 x 8 (L = 5 m)	43	22		
06 707 009	06 002 006	RT 70 x 70 x 9 (L = 5 m)	45	22		
06 756 210	06 002 006	RF 75 x 62 x 10 (L = 5 m)	43	22		
06 808 009	06 002 009	RT 80 x 80 x 9 (L = 5 m)	53	16		
06 826 809	06 002 014	RF 82 x 68 x 9 (L = 5 m)	44	16		
06 896 216	06 002 004	RF 89 x 62 x 16 (L = 5 m)	62	16		
06 907 516	06 002 004	RF 90 x 75 x 16 (L = 5 m)	71	16		
06 990 415	06 002 001	T 45 x 45 x 5 (L = 2,5 m)	9	54		
06 990 400	06 002 003	T 50 x 50 x 5 (L = 2,5 m)	10	42		
06 990 409	06 002 003	T 50 x 50 x 9 (L = 2,5 m)	14	42		
06 990 418	06 002 015	T 65 x 54 x 8 (L = 2,5 m)	14	30		
06 990 440	06 002 008	T 70 x 65 x 9 (L = 2,5 m)	19	22		
06 990 420	06 002 008	T 70 x 70 x 8 (L = 2,5 m)	21	22		
06 990 416	06 002 006	T 75 x 62 x 10 (L = 2,5 m)	21	22		
06 990 443	06 002 009	T 80 x 80 x 9 (L = 2,5 m)	26	16		
06 990 450	06 002 014	T 82 x 68 x 9 (L = 2,5 m)	28	16		
06 990 460	06 002 004	T 89 x 62 x 16 (L = 2,5 m)	31	16		
Cold-drawn type						
06 896 217	06 002 004 R	RP 89 x 62 x 16 (L = 5 m)	66	16		
06 907 517	06 002 004 R	RP 90 x 75 x 16 (L = 5 m)	74	16		
06 128 216	06 002 012	RP 125 x 82 x 16 (L = 5 m)	98	10		
06 138 916	06 002 012	RP 127 x 89 x 16 (L = 5 m)	115	8		
06 141 819	06 002 013	RP 140 x 108 x 19 (L = 5 m)	150	4		

PRICE LIST 2013

Various

16




Item code	Designation	
06 001 010	Oil collector at bottom of guide rail. Adjustable to all sizes	



12 350 100	Oiler type DG with fixing stand	
------------	---------------------------------	--




12 350 120	U shape oiler 5/16mm guide rail (per unit)	
------------	--	--



02 003 055	Special guide rail grease (container of 550 g)	
------------	---	--



06 020 021	Guide rail starter T975	
------------	-------------------------	--



12 320 105	Guide rail starter T140P	
------------	--------------------------	--



06 001 500	Guide Rail cleaner set (cleaning clothes, cleaning product for rails and plumbing line for rail alignment)	
------------	--	--

PRICE LIST 2013

Guide rail clip - Guide rail wedge

17



Standard finish					
Type	Item code	Quantity per bag	Less than a bag	Price per one bag	Price € per unit over 1000
T 1 (M10)	06 001 001	400			
T 2 (M12)	06 001 002	250			
T 3 (M14)	06 001 003	150			
T 4 (M16)	06 001 004	100			
T 5 (M18)	06 001 005	100			



Galvanized finish					
Type	Item code	Quantity per bag	Less than a bag	Price per one bag	Price € per unit over 1000
T 1 (M10)	06 001 001 A	400			
T 2 (M12)	06 001 002 A	250			
T 3 (M14)	06 001 003 A	150			
T 4 (M16)	06 001 004 A	100			



Single opening wedge			
Item code	Sizes (mm)	Thickness	
06 950 050	60 x 50	5/10 th	
06 950 100	60 x 50	10/10 th	
06 950 150	60 x 50	15/10 th	



Double opening wedge				
Item code	Guide rail	Sizes (mm)	Thickness	
06 950 151	T45/T50	110 x 50	10/10 th	
06 950 152	T75	150 x 50	10/10 th	
06 950 153	T89/T90	170 x 50	10/10 th	
06 950 155	T65	140 x 50	10/10 th	
06 950 154	T125/127	220 x 50	10/10 th	
06 950 160	T80	160 x 50	10/10 th	

PRICE LIST 2013

Guide rail brackets

Painted or furnace-soot package including :

- 1 corner-plate (CWT bracket)
 - 1 corner-plate pair (car bracket)
- Including bolts and nuts (no guide rail clip)



CWT guide rail brackets

C = Dimension from guide edge to wall (Price per pair)

Item code	Distance C	Lenght	Type of rail	
12 712 040	85 and 115 mm	170	T 45/T 50	
12 712 041	110 and 140 mm	195	T 45/T 50	
12 712 042	135 and 170 mm	220	T 45/T 50	
12 712 043	170 and 190 mm	245	T 45/T 50	
12 712 044	185 and 215 mm	270	T 45/T 50	



Car guide rail brackets

C = Dimension from back of the rail to the wall (Price per pair)

Item code	Distance C	Corner-plate sizes	Type of rail	
12 712 070	65 and 155 mm	65 x 95 L = 250 mm	T 50/70/75/80/89/90	
12 712 071	55 and 155 mm	55 x 95 L = 140 mm	T 46/50/70/75	
12 712 072	40 and 134 mm	40 x 80 L = 270 mm	T 50/70/75/80/89/90	
12 712 073	40 and 95 mm	40 x 60 L = 270 mm	T 70/75/80/89/90	
12 712 074	150 and 265 mm	80 x 150 L = 200 mm	T 45/50/70/75/80/89/90	
12 712 076	100 and 164 mm	80 x 100 L = 200 mm	T 45/50/70/75/80/89/90	
12 712 077	40 and 95 mm	40 x 60 L = 270 mm	T 45/50	
12 712 078	40 and 134 mm	40 x 80 L = 270 mm	T 45/50	
12 712 079	60 and 80 mm	60 x 60 L = 200 mm	T 50/70/75/80/89/90	
12 712 082	150 and 265 mm	80 x 150 L = 160 mm	T 70/75/80/89/90	
12 712 083	80 and 125 mm	40 x 80 L = 120 mm	T 45/50	
12 330 150	Plat attache guide T 75 x 62 x 10 et T 65 x 54 x 8 pylône			
12 330 152	Patte de guide à souder (spécial pylône)			

Other guide rail brackets on request.

 **DOORS**

PRICE LIST 2013







Inverter VVVF for door operator



FUJI Frenic-mini type for existing door operator		
VVVF for 3 phases motor Allow independently the adjustment of door opening speed, door closing speed and to improve mechanical drive. Supplied pre-programmed with shielded cable and manual. - This product is compatible with Omron 3VF drive, Fuji, Quix, ATV08 and AVT11 (Adaptation wiring diagram supplied).		
Item code	Designation	Price €
14 300 700 EN	Sodivar door Frenic mini - 230 V 3ph - 750W	270
14 300 702 EN	Sodivar door Frenic mini - 400 V 3ph - 750W	480
Slow down kit is two magnetic contacts (14 000 190) and 4 magnets (14 000 210)		44

Nb : For the Frenic mini 230 V 3ph, the power supply of the inverter is single phase

Model for FERMATOR doors			
	Item code		Item code
	Inverter VVVF4 for door type COMPACT For motor 07 800 045 Side opening		Inverter VVVF4 for standard door 40/10 For motor 07 800 046 Central opening
	14 200 475		14 200 473
	Photocell transmitter/receiver for VVVF4		Inverter VVVF 5 for synchronous motor
	14 008 125		14 200 474

Car door type 92 VF

22

Car door with door sill and galvanized toe-guard 750 mm height.
 Motor with injection current.

Door operator

Clear opening	Side	Item code	
700	2AD side opening lock on RHS	07 920 710	
	2AS side opening lock on LHS	07 920 730	
	2AO central opening	07 920 750	
800	2AD side opening lock on RHS	07 920 810	
	2AS side opening lock on LHS	07 920 830	
	2AO central opening	07 920 850	
900	2AD side opening lock on RHS	07 920 910	
	2AS side opening lock on LHS	07 920 930	

Panels (the pair) C.O. = 2000 mm

Clear opening	Side	Item code		
700	AD/AS	Paint	07 925 700	
		Brushed stainless steel	07 925 720	
		Engraved stainless steel	07 925 740	
	2AO	Brushed stainless steel	07 925 760	
		Engraved stainless steel	07 925 770	
800	AD/AS	Paint	07 925 810	
		Brushed stainless steel	07 925 820	
		Engraved stainless steel	07 925 840	
	2AO	Paint	07 925 850	
		Brushed stainless steel	07 925 860	
		Engraved stainless steel	07 925 870	
900	AD/AS	Paint	07 925 900	
		Brushed stainless steel	07 925 920	
		Engraved stainless steel	07 925 940	

Car door type EUROPA

Car door with door sill and galvanized toe-guard 750 mm height.
 Motor with injection current (beside EUROPA for clear opening below 1000 mm).

Door operator

Item code	Clear opening	Side	
07 003 030	700	2AD side opening lock on RHS	
07 003 032		2AS side opening lock on LHS	
07 003 033		2AO central opening	
07 005 030	800	2AD side opening lock on RHS	
07 005 032		2AS side opening lock on LHS	
07 005 034		2AO central opening	

Panels (the pair) C.O. = 2000 mm

Item code	Clear opening	Side	
07 207 103	700	AD/AS	Paint
07 207 203		2AO	Paint
07 207 205			Brushed stainless steel
07 208 103	800	AD/AS	Paint
07 208 105			Brushed stainless steel
07 208 107			Engraved stainless steel
07 208 203		2AO	Paint
07 208 205			Brushed stainless steel
07 208 207			Engraved stainless steel

Motor for car door operator









24

PRICE LIST 2013

	Item code		Item code	
	Motor 12 poles, 3 PH 220/380V, 14kg/cm, 420 rpm at 50 Hz, 500 rpm at 60 Hz with slow down in 48VDC	07 490 008		Door motor 220 VAC Compact Fermator side opening (For inverter 14 200 475)
			07 800 045	
	Motor 12 poles, 3 PH 220/380V, 14kg/cm, 420 rpm at 50 Hz, 500 rpm at 60 Hz with no slow down (for C.O.600 to 900)	07 499 999		Door motor 220 VAC Compact Fermator central opening (For inverter 14 200 473)
			07 800 046	
	FIR motor 18 poles, 3 PH 220/380V, 20kg/cm, 333 rpm with slow down in 48VDC	07 500 005		
	Motor 18 poles, 3 PH 220/380V, 25kg/cm, 333 rpm with slow down in 48VDC	07 490 210		
	FIR motor 18 poles, 3 PH 220/380V, 37kg/cm, 333 rpm with slow down in 48VDC	07 490 000		
	Door motor 99VF	07 998 053		

Spare parts for door ZIP















(*) Presented photo

	Item code		Item code	
	Rubber stop		Cam support	
	07 500 008		07 500 026	
	Re-opening cam		Spring lock + guide	
	07 500 010		07 500 037	
	Cam extension AD (*)		Plastic pulley for operator	
	07 500 011			07 500 039
	Cam extension AS			
	07 500 011 A			
	Moving roller stop		Unlocking roller	
	07 500 018		07 500 047	
	Short chain bracket		Locking beak	
	07 500 019		07 500 061	
	Long chain bracket		Spring of hook	
	07 500 020		07 500 062	
	Skate roller (*)		Crank bracket set AD (*)	
	07 500 060			07 500 071
	Skate roller			
	07 500 070		Crank bracket set AS	
	Chain pick up AS (*)		07 500 079	
	07 500 104			
	Chain pick up AD			
	07 500 103			

Spare parts for door ZIP












26

(*) Presented photo

	Item code		Item code	
	Door coupler T bracket 2 AD			Release cam complete 2AO Left
	07 500 148 A			07 812 078
	Door coupler T bracket 2 AS (*)			Release cam complete 2AO Right (*)
	07 500 148 B			07 812 079
	Contact + shunt N24			Trapezoidal belt
07 500 125		07 500 042		
	Door guide shoe			Running belt cog-wheel
07 811 082		07 500 097		
	Door guide shoe steel sill			Lock complete + contact AD (*)
07 500 045		07 500 006 EN		
	Resistance 40 ohms			Lock complete + contact AS
07 500 021		07 500 007 EN		
	Superior roller track type SM80			Ball bearing SM48
07 500 034		07 500 041		
	Contact AMF			Free cog-wheel SM61
07 500 030		07 500 036		
				Motor cog-wheel SM69
		07 500 040		

Spare parts for door ZIP


(*) Presented photo

	Item code		Item code	
	Wire bracket support	05 513 028		Manual unlocking for door ZIP 05 513 029
	Moving roller shaft and support set	07 500 016 EN		Opposite roller 4 panels landing door 05 513 008
	Opposite roller of track SM77	07 500 035		Support + wire divertor pulley 07 500 074
	Opposite door roller with excentric	05 513 007 EN		Roller support of fixed lock 05 513 001
	Slow landing track C.O. 800 Side Opening RHS	05 504 059 A		Fast landing track C.O. 700 Side Opening RHS (*)
				05 504 048
	Slow landing track C.O. 700 Centre Opening Side Opening LHS (*)	05 504 056		Fast landing track C.O. 700 Side Opening LHS
	Slow landing track C.O. 700 Centre Opening Side Opening RHS			05 504 054
				07 015 801
	Slow landing track C.O. 800 Centre Opening Side Opening LHS	05 504 058		Fast landing track C.O. 800 Side Opening LHS
	Slow landing track C.O. 800 Centre Opening Side Opening RHS (*)			07 015 802
		05 504 057		

Spare parts for door EUROPA

28

(*) Presented photo

	Item code		Item code	
	Shunt support 2AD (*)			Door operator pulley stopper
	07 500 067			07 811 074
	Shunt support 2AS			Door guide shoe
	07 500 068			07 811 082
	Contact + shunt N24			Release cam AS
	07 500 125			07 812 074
	Opposite roller 4AO			Release cam AD (*)
	07 500 084			07 812 075
	Superior roller of tract type SM80			Release Cam AO left
	07 500 034			07 812 076
	2 housing fixing + shaft			Release Cam AO right
	07 500 090 EN			07 812 077
	Opposite roller + shaft			Belt trigger AD 2AO (*)
	07 500 096 EN			07 500 064
	Support + spring stop			Belt trigger AS
	07 811 064			07 500 063
	SM 569 roller			Door operator lock 2AD
	07 820 015			07 500 065
	Door operator pulley 10 grooves			Door operator lock 2AS (*)
	07 500 033			07 500 066

PRICE LIST 2013

Spare parts for door EUROPA

(*) Presented photo




	Item code		Item code	
	Door operator wire	07 819 XXX *	Articulation 2 AD (*)	07 500 100
			Articulation 2 AS (*)	07 500 101
	Motor gear-wheel 10 grooves 27 mm Ø 12P (*)	07 500 098	Chain pick up	07 500 104
	Motor gear-wheel 10 grooves 35 mm Ø 12P	07 500 098A	Wire stopper + M6 x 12	07 500 050
	Belt 10 grooves	07 500 044	Wire CWT for auto door 02	07 500 049
	Belt 10 grooves 4AO	07 500 046	Housing fixing in steel	07 500 091
	Contact AMF	07 500 030	Contact OMRON V1661C5	07 500 055
	Contact support	07 500 030 A	Emergency key	05 513 005

*For ref. with XXX:
 Specify when placing order:
 -> Clear opening, number of panels and side opening

Spare parts for door EUROPA

30










(*) Presented photo

	Item code		Item code				
	Fast track unit car door AD 700	07 011 102			Door operator pulley support set	07 811 073	
	Slow track unit car door AS 700	07 011 103			Spring	07 500 048	
	Slow track unit car door AD 800 (*)	07 011 803			Door operator lock spring	07 500 053	
	Slow track unit car door AS 800	07 011 804					
	Fast track unit car door AD 800	07 011 801			Straight spring 2 10 036 37	07 500 054	
	Fast track unit car door AS 800 (*)	07 011 802					
	Fast track unit car door 2AO right 800 (*)	07 015 705			Landing door closing spring	07 500 062	
	Fast track unit car door 2AO left 800	07 015 710					

PRICE LIST 2013

Spare parts for door F86 (FRANCE 86)

(*) Presented photo

	Item code		Item code	
	Rubber stop for locking shaft			Lock complete AD 175 mm lever (*)
	07 820 009			07 820 019 A
	Reopening roller bracket			Lock complete AS 175 mm lever
	07 820 025			07 820 020 A
	Unlocking roller + adjustable roller			
	07 820 007			
	Supporting roller landing door			
	07 820 005			
	Bottom guide shoe for landing door			
	07 820 002			
	Returning spring 500 mm door operator			
	07 820 016			
	Lock complete AD 140 mm lever (*)			
	07 820 019			
	Lock complete AS 140 mm lever			
	07 820 020			

Spare parts for door 085 / 085N

32

(*) Presented photo

	Item code		Item code				
	Door guide shoe landing door	07 820 002			Roller SM 569	07 820 015	
	Unlocking roller + adjustable shaft	07 820 007			Cam of contact	07 820 021	
	Release cam 085 2AS / 2AD	07 820 008			Slow down cam set 085N	07 820 022	
	Release cam 085N 2AS (*)	07 820 008 N			Lock complete 2AS	07 820 033	
	Release cam 085N 2AD 2AO - 3 AD	07 820 009 N			Lock complete 2AD (*)	07 820 034	
	Plastic hook for steel housing	07 820 009 R			Contact + shunt + support type SCHMERSAL	07 820 062	
	Excentric opposite roller	07 820 010			Lock beak 2AS	07 820 100	
					Lock beak 2AD (*)	07 820 101	
	Suspension roller	07 820 012			Door operator wire	07 819 XXX *	










 *For ref. with XXX:
 Specify when placing order:

-> Clear opening, number of panels and side opening

PRICE LIST 2013

Spare parts for door 085 / 085N









(*) Presented photo

	Item code		Item code	
		Set trigger		
	07 820 110		07 500 125	
		Lock hook support 2AS 3AS (*)		Belt 10 grooves 085
	07 820 102		07 500 044	
		Lock hook support 2AD 2AO 3AD		Belt 8 grooves 085 N
	07 820 103		07 820 028	
		Contact AMF		Belt 5 grooves 085 (*)
	07 500 030		07 820 018	
		Emergency key		Belt 4 grooves 085N
	05 513 005		07 500 043	
		Unlocking key manual sticker		Motor Cog-wheel 10 grooves ø 27mm 12P 085N
	12 210 125		07 500 098	
				Landing lock beak 085 N + ramp 2AO
			07 820 050	
				Return spring in upright L = 600 mm (*) 085 N
			07 820 013	
			07 820 016	
				Return spring in crossbar L = 500 mm 085 N
			07 820 060	

Spare parts for door 085 / 085N

34

(*) Presented photo


	Item code
	Fastener + shaft door operator fixing arm AD/S 085N 07 820 115
	Emergency key 2AO 085N 05 513 025
	Unlocking key manual sticker 12 210 125
	Reopening contact lead cord 085N 07 500 015
	Reopening contact lead cord 085N C.O. ≥ 1000 07 500 015 A
	Release cam for door operator arm AD (*) 085 07 900 013
	Release cam for door operator arm AS 085 07 900 014
	Fixed roller support landing door AS/AD/AO 085N 07 820 040

PRICE LIST 2013

Spare parts for door KRAMER

(*) Presented photo

Item code		Item code	
	Left roller (*) + arm support 08 200 068		Adjust. timer relay BAS 10/250V 08 200 162
	Right roller + arm support 08 200 071		Adjust. timer relay BHS 10/250V 08 200 162 A
	Roller only 08 200 070		Rubber stopper pulley 08 200 081
	Rubber edge 08 200 095		Reopening contact 08 200 124
	Edge support 08 201 000		Condenser 16 mF 08 200 499
	Gear head 08 200 142		Articulated hinge 08 200 250
	Complete electric gear 08 200 500		Square shoe for panel guide 08 200 144

Item code	Designation	
	08 200 094 Relay 48 VDC 8 pins	
	08 200 085 Relay 48 VDC 11 pins	
	08 200 093 Relay 110 VDC 11 pins	
	08 200 132 Relay 110 VDC 8 pins	
	08 200 092 Relay 220 VAC 8 pins	

Spare parts for door KRAMER

36



(*) Presented photo

	Item code		Item code	
	Relay support 11 pins (*)			Cogged belt
	08 200 139			08 200 060
	Relay support 8 pins			Door operator control KRAMER
	08 200 138			08 200 065
	Limit switch cam			Resistance
08 200 073		08 200 148		
	Door accessories bag			Release cam parallel right
08 200 145		08 200 126		
	Complete cap with contact			Release cam parallel right
	08 200 164			08 200 127
	Complete cap without contact			Release cam perpendicular left (*)
	08 200 165			08 200 125 D
	Plastic cap door arm			Door sill (on request)
	08 200 161			08 200 2XX
	Belt stretcher			
	08 200 141			

PRICE LIST 2013

Spare parts for door 092VF

(*) Presented photo

	Item code		Item code	
	Contact + lock shunt	09 100 200		Opposite inferior roller 09 200 901
	Door guide shoe reinforced	09 200 000		Release lock roller 09 201 001
	Door guide shoe standard	09 200 010		Release reinforced lock roller 09 201 002
	Lock lever complete AD	09 200 203		Panel suspension stretcher 09 201 501
	Lock lever complete AS (*)	09 200 204		
	Track unit wire for landing door	09 206 XXX *		Track unit wire for car door 09 206 XXX *
	Track unit rubber stopper	09 200 601		Release cam complete AD (*) 09 281 001
				Release cam complete AS 09 281 002
	Lock rubber stopper	09 200 605		Roller rubber stop Ø 30 mm - thickness 15 mm 09 281 700
	Wire return roller	09 201 601		

*For ref. with XXX:
Specify when placing order:
-> Clear opening, number of panels and side opening

Spare parts for door 092VF

38

(*) Presented photo

	Item code		Item code				
	Cam release system	09 281 702			Track unit suspension roller in reinforced steel	09 200 802	
	Microswitch	09 270 250				09 200 200	
	Track unit suspension roller	09 200 801				09 280 501	
	Door complete arm crank 2AS 800	09 283 406				09 280 502	
	Door complete crank + microswitch 2AD/3AD (*)	09 283 306				05 513 005	
	Door complete crank + microswitch 2AS/3AS	09 283 406				12 210 125	
	Rubber stop 2AO/AD/AS	09 280 001				09 200 602	
	Belt 8 grooves	09 280 002				09 281 003	
						09 281 004	
						07 900 020	
						07 900 022	


PRICE LIST 2013

Spare parts for door 092VF


(*) Presented photo



Designation	Door operator slow track unit		Door operator fast track unit	
	Item code		Item code	
2 AD 700/750 (*)	09 282 005		09 281 209	
2 AS 700/750 (*)	09 282 006		09 281 210	
2 AD 800/950	09 282 007		09 281 211	
2 AS 800/950	09 282 008		09 281 212	



Designation	Landing door slow track unit		Landing door fast track unit	
	Item code		Item code	
2 AD 700/750	09 201 105		09 201 205	
2 AS 700/750	09 201 154		09 201 254	
2 AD 800/950 (*)	09 201 106		09 201 206	
2 AS 800/950 (*)	09 201 155		09 201 255	
2 AD 1000/1150	09 201 107		09 201 208	
2 AS 1000/1150	09 201 156		09 201 257	
2 AD 1200/1400	09 201 108		09 201 210	
2 AS 1200/1400	09 201 157		09 201 259	



Landing door closing spring set		
09 201 801	2 AD/S/O 550/750 (*)	
09 201 802	2 AD/S/O 800/950	
09 201 803	2 AD/S/O 1000//1150	
09 201 804	2 AD/S/O 1200/1400	

Item code	Price €
-----------	---------

Item code	Price €
-----------	---------



Driving pulley set AO/D/S	
09 855 730	



Lock ramp P fixed 2AD/O/3AD	
09 200 701	
Lock ramp P fixed 2 AS/3AS (*)	
09 200 702	




Free pulley AO/AD/AS	
09 855 700	

Spare parts for door 099VF

40

(*) Presented photo

	Item code	Price €		Item code	Price €
					
	07 998 052			07 998 042	
					
	07 998 051			07 998 100	
				Release cam AS	
	07 998 051			07 998 105	
					
	07 998 083			07 998 054	
	07 998 084				
					
	07 998 041			07 998 059	
				Magnet support LHS	
	07 998 041			07 998 049	
					
	07 998 044			07 998 081	
				Gear box 2AS	
	07 998 044			07 998 082	
					
	07 998 058			14 260 000K	
					
				14 270 000	

Spare parts for door 099VF

(*) Presented photo

	Item code		Item code	
	Motor cog-wheel 649 C1		Beak of lock 2AD lever + roller	
	07 998 061		07 998 086	
			Beak of lock 2AS lever + roller (*)	
			07 998 087	
	Locking in opening 845 P1 2AD (*)			Running roller for operator housing
	07 998 043 A			
	Locking in opening 845 F2 pour 2AS AO			
	07 998 043		07 998 048	
	Housing for running roller			
	07 998 047			
	Steel roller set for operator			
	07 998 080			

Spare parts for door FERMATOR COMPACT - 40/10

42












(*) Presented photo

	Item code		Item code	
	VVVF4 control panel specific COMPACT Side opening (For motor 07 800 045)	14 200 475		Door motor 220 VAC Compact Fermator side opening (For inverter 14 200 475)
	VVVF4 control panel specific COMPACT Central opening (For motor 07 800 046)	14 200 473		Door motor 220 VAC Compact Fermator central opening (For inverter 14 200 473)
	Release cam LHS (*)	07 800 040		Car suspension roller ø 48 mm Compact and 40/10
	RHS	07 800 041		
	Release cam central opening	07 800 062		Roller wire ø 47 mm Compact and 40/10
	Encoder lead	07 800 050		Limit switch rubber stop
	Red motor cog-wheel Central opening	07 800 051		Door guide shoe
	Grey motor COMPACT cog-wheel Side opening	07 800 052		Beak of locking device + shunt LHS (*)
	Encoder for motor	07 800 055		
			RHS	05 800 201

PRICE LIST 2013

Spare parts for door FERMATOR COMPACT

(*) Presented photo

	Item code		Item code				
	Door contact + shunt Central opening	05 800 210			Landing door top track unit C.O.800 RHS	05 800 000	
	Door contact + shunt Side opening	05 800 205			Landing door top track unit C.O.800 central opening	05 800 006	
	Contact + shunt support LHS (*)	05 800 202			Finish door sill C.O 800	05 800 065	
	RHS	05 800 203					
	Operator belt C.O.800 side opening	07 800 056			Door sill aluminium central opening C.O 800	05 800 046	
	Motor belt OP OT door	07 800 057			Door sill aluminium side opening C.O 800	05 800 040	
					Emergency key contact	05 800 170	

Spare parts for door 40/10




44

(*) Presented photo

	Item code		Item code				
	Door guide shoe kit 2 units + 16 mm slot pin	05 800 209			Bearing opposing roller diam. 30 mm	05 800 211	
	Release cam 40/10 - 50/11 - VF RHS (*)	07 800 058			Lock complete 40/10 RHS (*)	05 800 212	
	LHS	07 800 059			LHS	05 800 213	
	Contact + shunt 60 mm	05 800 214			Contact + shunt 40 mm	05 800 215	








Spare parts for door FERMATOR PREMIUM

(*) Presented photo

	Item code		Item code		
	Inverter VVVF 5 for synchronous motor			Synchronous motor PM300	
	14 200 474		07 800 044		
	Release cam PM300 RHS				
	07 800 060				
	LHS (*)				
	07 800 061				

Spare parts for swing door

46

	Item code		Item code	
	Door closer type Emmerlod Ref.640/EF	08 901 058		Door closer type Mac Ref.645
	Door closer type Westinghouse Ref.640/WH	08 901 056		Door closer hydraulic reinforced white type AZ102
	Door closer type Mac 2G 646 with beak	08 901 065		Door closer hydraulic type AZ101
	Door closer type Mac 648/CT	08 901 054		

PRICE LIST 2013



TRACTION MACHINE GEARLESS


PRICE LIST 2013



GEARLESS GT300 (M*)

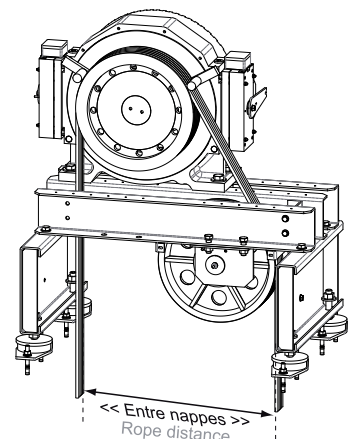
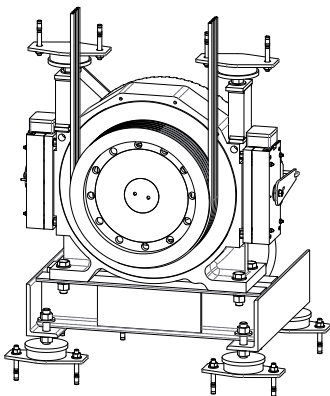
49

Static load (Kg) : **3000**
 Startings per hour : **240 d/h**
 Voltage (V) : **400**
 Maxi travel (m) : **80 (50 *)**
 Weight (Kg) : **350 (310 *)**
 Integrated coder
 With approved sheave brake **CE**
 IP 41



Rated load	Rated speed	Sheave diameter	Ropes	Rated power	Power consumption	r/mn
GT300M suspension 1/1						
180 to 320 kg	0,6 to 1 m/s	400 mm	4 x 8/11 mm	2,3 kW	11,2 A	30 to 48
GT300						
Suspension 1/1						
300 to 525 kg	0,6 to 1 m/s	400 mm	5 x 8/11 mm	3,4 kW	8 A	30 to 48
375 to 525 kg	1,2 to 1,6 m/s	400 mm	5 x 8/11 mm	6,7 kW	10,7 A	57 to 76
Suspension 2/1						
500 to 1000 kg	0,5 m/s	400 mm	5 x 8/11 mm	3,4 kW	8 A	48
525 to 630 kg	0,6 to 1 m/s	400 mm	4 x 8/11 mm	4,5 kW	10,5 A	60 to 96
800 to 1000 kg	0,6 to 1 m/s	400 mm	5 x 8/11 mm	6,7 kW	15,7 A	60 to 96
525 to 1000 kg	1,6 m/s	400 mm	5 x 8/11 mm	10,7 kW	23,9 A	153

Nota : with balancing 50%
Taken with renovation set on price
Survey of all bed plate for traction machine replacement



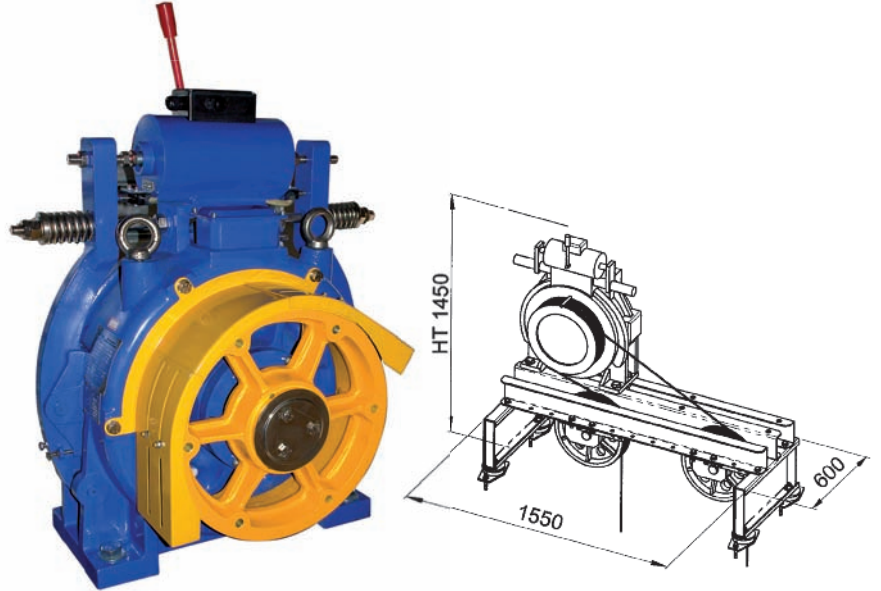
PRICE LIST 2013

GEARLESS GL300A & GL300S

50

Suspension 1/1

Static load (Kg) : **4000**
Startings per hour : **240 d/h**
Voltage (V) : **380**
Maxi travel (m) : **70**
Weight (Kg) : **440**
Integrated coder
With approved sheave brake **CE**
IP 41




Rated load	Rated speed	Sheave diameter	Ropes	Rated power	Power consumption	r/mn
GL300A 1/1 Traction directe						
630 kg	0,6 to 1 m/s	410 mm	6 x 8/11 mm	4,4 kW	11,3 A	29 to 47
630 kg	1,2 to 2 m/s	410 mm	7 x 8/11 mm	8,7 kW	20 A	57 to 94

Nota : With balancing 50%
Taken with renovation set on price
Survey of all bed plate for traction machine replacement

Suspension 1/1

Static load (Kg) : **5500**
Startings per hour : **240 d/h**
Voltage (V) : **380**
Maxi travel (m) : **80**
Weight (Kg) : **660**
Integrated coder
With approved sheave brake **CE**
IP 41




Rated load	Rated speed	Sheave diameter	Ropes	Rated power	Power consumption	r/mn
GL300S 1/1 Traction directe						
675 to 1000 kg	0,6 to 1 m/s	410 mm	8 x 8/11 mm	6,4 kW	17,2 A	29 to 48
675 to 1000 kg	1,2 to 1,6 m/s	410 mm	8 x 8/11 mm	11,1 kW	27,2 A	56 to 75

Nota : With balancing 50%
Taken with renovation set on price
Survey of all bed plate for traction machine replacement

GL / GT GEARLESS accessories

(*) Presented photo



Item code	Designation	
02 010 125 EN	Flywheel braket set motor manual control GL300 / 240 / 240S	
02 950 005	Brake coil (220 Vac) for GL240S (*)	
02 950 010	Brake coil (110 Vcc) for GL300	
02 950 015	Brake coil (220 Vac) for GL300S/A	
02 950 020	Gearless set of brake for GL240 (*)	
02 950 023	Gearless set of brake for GL240S	
02 950 025	Gearless set of brake for GL300	
02 950 026	Gearless set of brake for GL300S	
02 950 054	Gearless Encoder ERN487 + 6 m cable	
02 950 045	Gearless Encoder ERN487 + 10 m cable (*)	
04 020 115	Deflection pulley 5 wires 10 to 11 ø 400 mm - For GL240S / 300 (*)	
04 400 800	Deflection pulley 8 wires 10 to 11 ø 400 mm - For GL300S	
02 020 245	Deflection pulley ø 340 mm - For GL240S bed plate	
02 020 188	Traction pulley for GL240S (*) Ø 330 mm - 4 x 10 - Tread of 16	
02 020 199	Traction pulley for GL300 Ø 400 mm - 5 x 10/11 - Tread of 16	
02 020 213	Traction pulley for GL300S Ø 410 mm - 8 x 10/11 - Tread of 16	
02 950 018	Electronic brake board for GL240S / GL300A / GL300S (*)	
02 950 019	Electronic brake board for GL240 / GL300	
02 950 050	Gearless set of brake contacts - Former product	
02 950 051	Gearless set of brake contacts for GL240/240S/300/300S - New product (*)	

Traction machine TS 140 Synchronous motor

52

Synchronous motor (permanent magnets) with encoder

Comfort, accuracy, torque
High gear box efficiency 0.84
Compact
Reversible position (horizontal / vertical)
Low consumption - quiet operation
Single machine up to max. load 400 kg and variable speed
from 0.6 to 1 m/s in closed loop

Static load on shaft (kg) : **2800**
Starts per hour : **240 d/h**
Voltage (V) : **400**
Max. travel (m) : **50**
Machine weight (Kg) : **200**
Protection : **IP 21**
Heat rating : **Classe F**
Gear box efficiency : **0,84**



PRICE LIST 2013

Rated load	Speed	Sheave diameter	Ropes	Rated power	Reduction	r/mn	Brake voltage	Amps	
180 to 400 kg	0,6 to 1 m/s	530 mm 4 grooves	4 x 9/11 mm	3,5 kW	2/51	950 per 1 m/s	DC110V 1A	7,5	

Basic price includes :

Gear box, pulley, synchronous motor, encoder, flywheel, flywheel support and safety switch control, oil, rope toe guard.

Note : - Machine operates with a SODIMAS 3VF synchronous controller

SODIMAS design - Photos and illustrations not contractuels - Modification without prior notice

Traction machine TS 200 Synchronous motor

Synchronous motor (permanent magnets) with encoder

Comfort, accuracy, torque
 High gear box efficiency 0.82
 Compact
 Reversible position (horizontal / vertical)
 Low consumption - quiet operation
 Single machine up to max. load 630 kg and variable speed
 from 0.6 to 1 m/s in closed loop

Static load on shaft (kg) : **5500**
 Starts per hour : **240 d/h**
 Voltage (V) : **400**
 Max. travel (m) : **80**
 Machine weight (Kg) : **360**
 Protection : **IP 21**
 Heat rating : **Classe F**
 Gear box efficiency : **0,82**



PRICE LIST 2013

Rated load	Speed	Sheave diameter	Ropes	Rated power	Reduction	r/mn	Brake voltage	Amps	
450 to 630 kg	0,6 to 1 m/s	530 mm	5 x 9/11mm	5,9 kW	2/75	1400 per 1 m/s	DC110V 1,3A	13	

Basic price includes :

Gear box, pulley, synchronous motor, encoder, flywheel, flywheel support and safety switch control, oil, rope toe guard, instruction plate.

Note : - Machine operates with a SODIMAS 3VF synchronous controller

Drum machine TS 200 T Synchronous motor

54

Synchronous motor (permanent magnets) with encoder

Comfort, accuracy, torque
 High gear box efficiency 0.82
 Compact
 Reversible position (horizontal / vertical)
 Low consumption - quiet operation
 Disk braking efficiency and motor control in close loop



Speed	Rated speed	Ampere	Voltage	Speed freq.	Pole	Ratio
0,60 m/s	6,8 kW	15 A	400 V	93,3 Hz /1400 rpm	8	2/75

Torque	Starting	Protection	Heating	Efficiency	Brake
1420 Nm	240 d/h	IP 21	Classe F	0,82	110VDC 1,3A

ø drum	Width drum	Maxi travel	Maxi load *	ø rope	VVVF frequency	
350 mm	500 mm	21 m (tread of 11mm)	750 Kg	8/10 mm	85 Hz	
400 mm	500 mm	24 m (tread of 11mm)	670 Kg	10 mm	74 Hz	

*Maxi load : car frame load + car lift + door + electrical accessories

Basic price includes :

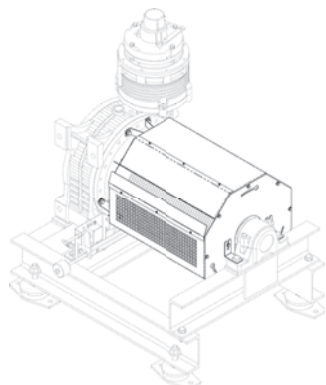
Gear box, drum, encoder, coupling, support, oil, flywheel support and safety contact system.

Note : - Machine operates with a SODIMAS 3VF synchronous controller

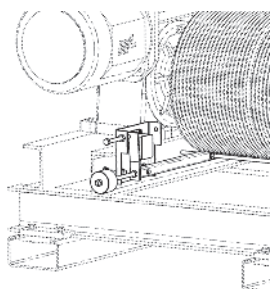
SODIMAS design - Photos and illustrations not contractuels - Modification without prior notice

Drum machine TS 200 T Accessories

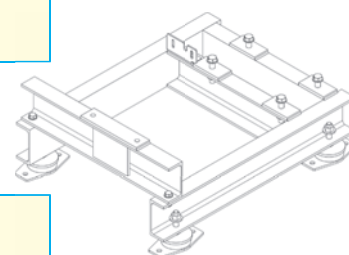
Item code	Designation	
04 010 027	TS200 T toe guard	



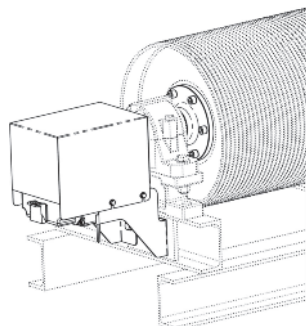
11 500 000 EN	Slack rope set with switch	
---------------	----------------------------	--



02 010 150 EN	TS200T bed frame with insulations and fixtures	
---------------	--	--



02 010 155 EN	Kit emergency stop on drum	
---------------	----------------------------	--



14 006 009 EN	Kit emergency stop in shaft	
---------------	-----------------------------	--

Note : - Machine operates with a SODIMAS 3VF synchronous controller

Traction machine TA 140 Asynchronous motor

Asynchronous motor

Compact
 Reversible position (horizontal / vertical)
 Single machine up to 320 kg carrying capacity
 and speed 0.6 to 0.8 m/s
 Flexibility over 4 pulley diameters.

Static load on shaft (Kg) : **2800**
 Starts per hour : **240 d/h**
 Voltage (V) : **400**
 Max. travel (m) : **50**
 Weight (Kg) : **250**
 Protection : **IP 21**
 Heat rating : **Classe F**
 Brake : **110 vcc**



Rated load	ø Sheave	Car speed	VVVF frequency	Rated power	
320 kg	425 x 4 x 8/11	0,6 m/s	40 -> 50 Hz	3,5 kW	
	480 x 4 x 8/11	0,6 -> 0,7 m/s	41 -> 47 Hz		
	520 x 4 x 8/11	0,6 -> 0,8 m/s	37 -> 50 Hz		
	560 x 4 x 8/11	0,6 -> 0,8 m/s	37 -> 50 Hz		

Option



Item code	Designation	
02 950 003	Encoder 8-15 vcc	

Basic price includes :


Gear box, pulley, synchronous motor, flywheel, flywheel support and safety contact system, oil, rope toe guard.

Accessoires treuils TA / TS

(*) Presented photo



Item code	Designation	
02 950 002	Synchronous motor TS140 3,5 kW (*)	
02 020 400	Synchronous motor TS200 5,9 kW	
02 020 500	Synchronous motor TS200 6,8 kW	
02 020 800	Synchronous motor TA140 - 3,5 kW	
02 010 174 EN	TA/TS standard bed frame flat adjustable with insulation and bolts (*)	
02 010 140 EN	TA/TS140 bed frame with divortor pulley adjustable 108<EN<843 with insulation and bolts (*)	
04 010 022	TA/ TS140 toe guard superior (ø sheave max. 530 mm)(*)	
04 010 023	TA/TS140 toe guard for flat bed frame	
04 010 024	TA/TS140 divortor pulley toe guard (*)	
02 000 105	EP460 Oil (per liter) for TA/TS140 /TS200 (TS140 : 5,5 L ; TS200 : 8,2 L) - (By 5 litres) (*)	
20 000 101	5,5 L bottle with pourer (oil sup) (*)	
20 000 102	10 L bottle with pourer (oil sup)	
02 020 234	Pulley ø 530 mm 4 x 9/11 - TS140	
02 020 600	Protective lid for TA/TS (with switch) (*)	
02 800 070	Drum bearing FAG diameter 60mm	
02 800 055	Grease for bearing – 400 gr (*)	
02 950 033	Set of brake TA/TS140 (*)	
02 950 001	Brake coil for TA/TS140 (*)	
02 950 003	TA/TS 140/200 encoder 8-15 vcc 1024 imp/rpm	
02 950 090	Flywheel ø 240 mm for TA/TS 140/200	
02 010 164	Bottom motor room insulated prop 1080 < H < 1800 (*)	



TA140



TS200



TS140

Traction machine FF 360

58

Basis Price € of the traction machine including

Gear without outboard bearing
Brakes AD1 48V (or 110 V)
Cone-shaped traction sheave 36°
Ratio 1/42 1/53 1/62 1/72
Complete balance of the assembly machine/motor
Motor and additional accessories
Gear box delivered without lubricant



Ø pulley	Number of ropes	Ø ropes		Ø pulley	Number of ropes	Ø ropes	
440	4	8		550	3 or 4	8	
	5	to			5	to	
	6	11			6	11	
480	3 or 4	8			4	12	
	5	to			4	13	
	6	11			580	3 or 4	8
	3	12		5		to	
	4	to		11		12	
520	5	13		3 or 4	to		
	3 or 4	8		13			
	5	to		600	4	8/11	
	6	11		650	4	8/11	
4	12		12/13				
		to					
		13					

Options	
Ratio 1/37 S	
Ratio 1/45 S	
Ratio 2/37	

Maximum static load on standard output shaft = 2 500 Kg

Maximum static load on long shaft = 2 200 Kg



Traction machine left




Traction machine right

Traction machine FF 610

Basis Price € of the traction machine including

Gear
Brakes AD1 48V (or 110 V)
Cone-shaped traction sheave 36°
Ratio 1/40P
Complete balance of the assembly machine/motor
Motor and additional accessories
Gear box delivered without lubricant



Ø pulley	Number of ropes	Ø ropes		Ø pulley	Number of ropes	Ø ropes	
440	4	8		520	4	12	
	5	to			5	and	
	6		6		13		
	7	11		550	4	8	
480	4	8			5	to	
	5	to			6	11	
	6		4		12		
	7	11			5	and	
	4	12			6	13	
5	and		600	4	8		
6	13			5	to		
500	4	8			6	11	
	5	to			4	12	
	6			5	and		
	7	11			6	13	
	4	12		630	4	8	
5	and		5		to		
6	13		6		11		
520	4	8			4	12	
	5	to			5	and	
	6		6		13		
	7	11					

Options	
Ratio 1/59	
Ratio 1/49P	
Ratio 2/47	

Maximum static load on standard output shaft = 3200kg



Traction machine left


Traction machine right

Traction machine FF 650

60

Prix de base du treuil comprenant

Gear
 Brakes AD1 48V (or 110 V)
 Cone-shaped traction sheave 36°
 Ratio 1/61, 1/50, 1/42
 Complete balance of the assembly machine/motor
 Motor and additional accessories
Gear box delivered without lubricant



∅ pulley	Number of ropes	∅ ropes		∅ pulley	Number of ropes	∅ ropes	
480	4	8		600	4	8	
	5	to			5	to	
	6				6		
	7	11			7	11	
	4	12			4	12	
	5	and			5	and	
6	13			6	13		
520	4	8		630	4	8	
	5	to			5	to	
	6				6		
	7	11			7	11	
	4	12			4	12	
	5	and			5	and	
6	13			6	13		
550	4	8		650	4	8	
	5	to			5	to	
	6				6		
	7	11			7	11	
	4	12			4	12	
	5	and			5	and	
6	13			6	13		

Options

Ratio 2/49 et 2/59	
Ratio 3/41	

Maximum static load on standard output shaft = 4 000 Kg



Traction machine left




Traction machine right

Traction machine FF 800 / 825 / 850

Basic Price € of the traction machine including

The gear box with reinforced bearing SN515
 The braking bloc AD3 48Vdc
 Cone-shaped traction sheave 36°
 Ratio 1/40,1/49,1/61 (for FF800 & FF825)
 Complete balance of the assembly machine/motor
 Motor and additional accessories
Gear box delivered without lubricant



Nota : wedging underneath bearing is compulsory

Ø pulley	number of ropes	Ø ropes		Ø pulley	number of ropes	Ø ropes		
480	4	8		600	4	8		
	5	to			5	to		
	6				6			
	8	11			8	11		
	4	and			4	and		
	5				5			
	6				6			
	8		13				8	13
520	4	8		630	4	8		
	5	to			5	to		
	6				6			
	8	11			8	11		
	4	and			4	and		
	5				5			
	6				6			
	8		13				8	13
550	4	8		670	4	8		
	5	to			5	to		
	6				6			
	8	11			8	11		
	4	and			4	and		
	5				5			
	6				6			
	8		13				8	13

Options	
FF800 ratio 2/49 and 2/59	
FF825 ratio 1/40, 1/49 and 1/61	
FF825 ratio 2/49 and 2/59	
FF850 ratio 2/49	
FF850 ratio 3/47	



Traction machine left Traction machine right

Traction machine FF 1150

62

Basic Price € of the traction machine including

The gear box with reinforced bearing SN518
 The braking bloc AD4 48Vdc
 Cone-shaped traction sheave 36°/
 Ratio 1/40,1/49
 Complete balance of the assembly machine/motor
 Motor and additional accessories
Gear box delivered without lubricant



Nota : wedging underneath bearing is compulsory

∅ pulley	Number of ropes	∅ ropes	
520	5	12 and 13	
	6		
	7		
	8		
	9		
550	5	12 and 13	
	6		
	7		
	8		
	9		
600	5	12 and 13	
	6		
	7		
	8		
	9		
650	5	12 and 13	
	6		
	7		
	8		
	9		

∅ pulley	Number of ropes	∅ ropes	
700	5	12 and 13	
	6		
	7		
	8		
	9		
770	5	12 and 13	
	6		
	7		
	8		
	9		

PRICE LIST 2013

Option	
Ratio 2/37, 2/51	



Traction machine left



Traction machine right

Drum machine FF 360 / 610

(*) Presented photo

Basic Price € of the machine includes a drum 400 length 500 mm

Note : 2 parallel windings for machine below

2 convergent windings for machine above

BE CAREFUL ! VERY IMPORTANT

Take into consideration the total suspended weight i.e. : car load, car frame load, door and capacity. We suggest using a synthetical lubricant.

Gear box delivered without lubricant

Designation	
1. Total suspended weight maxi 570Kgs, V=0.63m/s, maxi travel : 23 m Machine FF360, ratio 1/53, drum diameter 400mm, length 500mm (left or right), motor 10.2HP, 4/16 poles, 120 St/Hr (flywheel 81). tread of 11.	
2. Total suspended weight maxi 570Kgs, V=0.63m/s, maxi travel : 23 m Machine FF360, ratio 1/53, drum diameter 400mm, length 500mm (left or right), motor 10 HP, 4 poles, 240 St/Hr (flywheel 50) tread of 11. 1 speed	
3. Total suspended weight maxi 600Kgs, V=0.63m/s, maxi travel : 21 m Machine FF360, ratio 1/45S, drum diameter 350mm, length 500mm, motor 10,2HP, 4/16 poles, 120 St/Hr (flywheel 81). tread of 11.	
4. Total suspended weight maxi 600Kgs, V=0.63m/s, maxi travel : 21 m Machine FF360, ratio 1/45S, drum diameter 350 mm, length 500mm, motor 10 HP, 4 poles, 240 St/Hr (flywheel 50). tread of 11. 1 speed	
5. Total suspended weight maxi 650Kgs, V=0.63m/s, maxi travel : 23 m Machine FF610, ratio 1/49, drum diameter 400mm, length 500mm (left or right), motor 12HP, 4/16 poles, 90 St/Hr (flywheel 5). With the heighten. tread of 11.	
6. Total suspended weight maxi 650Kgs, V=0.63m/s, maxi travel : 23 m Machine FF610, ratio 1/49, drum diameter 400mm, length 500mm (left or right), motor 12HP, 4 poles, 90 St/Hr (flywheel 4). 4 poles - With the heighten. tread of 11.	

Other size of drum on request

Note : Steel wire rope non-gyratory advised.



Item code	Accessories	
11 500 000 EN	Slack rope + electrical contact PLA1/AS	
02 340 007 CX	Bed plate left/right for machine FF360	
12 403 100 EN	Machine protection guard	
02 000 002 EN	Installation set for drum machine(synthetical lubricant, wedger, instruction plate) (*)	
14 006 009 EN	Set including circuit breaker, XF9 contact, support, wires and brackets	

Traction machine with extended shaft

64

IMPORTANT

Prices are given in extra-price of the basic price of the machine
with pulley of equivalent ratio

Machine type	Maxi static load	Ratio	∅ shaft	Distance machine/pulley	Réf.	
FF360	2 200	1/72 1/62 1/53 1/42	70	600	T1270	
		1/37S 1/45S				
		2/37				
FF620	2 600	1/59 1/49	75	600	T1265	
		1/40P				
		1/49P				
		2/47				
	3 500	1/59 1/49	85	600	T20/108	
		1/40P				
		1/49P				
		2/47				
		1/59 1/49		720	T20/111	
		1/40P				
		1/49P				
2/47						

A4 motor for machine FF360 VVVF - 240St/Hr

65

Basis price € including :

Stator and rotor that can be dismantled with mechanical ventilation, fixing screws and washers, spacers.
Assembled and balanced with electronic equipment.



Power		1500 RPM (4 poles)	
HP	kW	Fly wheel n°	
5,5	4	50	
7,5	5,5		
10	7,5		

NB: Flywheel type 50 (02 003 005)

A4 motor for machine FF360 VVVF - 120St/Hr

Power		1500/375 RPM		1000/250 RPM	
HP	kW	Fly wheel n°		Fly wheel n°	
4	2,9			50	
4,5	3,3	50		50	
5	3,7	50		50	
5,5	4	76		76	
6	4,4	76			
6,7	4,9	78			
7,5	5,5	79			
8,3	6,1	79			
9	6,7	79			

A4 motor for machine FF360 180 St/Hr

66

Basis price € including :

Stator and rotor that can be dismantled with mechanical ventilation, fixing screws and washers, spacers.
Assembled and balanced with electronic equipment.



Power		1500/375 RPM (4/16 poles)		1000/250 RPM (6/24 poles)	
HP	kW	Fly wheel n°		Fly wheel n°	
4	2,9	50		50	
4,5	3,3	50		50	
5	3,7	50		50	
5,5	4	76		76	
6	4,4	76			
6,7	4,9	78			
7,5	5,5	79			
8,5	6,1	79			
9	6,7	79			
10	7,5	81			

A4 motor for machine FF360 240 St/Hr


Power		1500/375 RPM (4/16 poles)		1000/250 RPM (6/24 pôles)	
HP	kW	Fly wheel n°		Fly wheel n°	
4	2,9	50		50	
4,5	3,3	50		50	
5	3,7	50		50	
5,5	4	76		76	
6	4,4	76			
6,7	4,9	78			
7,5	5,5	79			
8,5	6,1	79			
9	6,7	79			

B9 motor for machine FF610 / 630 / 650 240 S/H

67

Basis Price € including :
 Complete motor with fly wheel
 and hub of fly wheel
 (tray supp)

Maximum powers :
 FF610-630 : 15 HP (11 kW)
 FF650 : 22 HP (16,2 kW)



Power		1500 RPM (4 poles)	
HP	kW	Fly wheel n°	
6,8	4,9	3	
10,2	7,4	4	
12,2	9	4	
15	11	4	
20,5	15	4	
23	17	4	

Extra Price €	
Frame size ø 400 gears FF800 / 825 / 850 / 1150 (Only for motors dimensions 132)	


Optional closed loop by incremental encoder (cf. p 72)

PRICE LIST 2013

B9 motor for machine FF610 / 630 / 650 120 S/H two speed

Basis Price € including :
Complete motor with fly wheel
and hub of fly wheel
(tray supp)

Maximum powers :
FF610-630 : 15 HP (11 kW)
FF650 : 22 HP (16,2 kW)



Power		1500/375 RPM (4/16 poles)		1000/250 RPM (6/24 poles)	
HP	kW	Fly wheel n°		Fly wheel n°	
4,5	3,3	2		4	
5	3,7	2		4	
5,5	4	3		5	
6	4,4	4		5	
6,8	4,9	4		6	
8,5	6,3	4		7	
9	6,6	4		7	
9,5	7	4		8	
10	7,4	4		8	
11	8,1	4		8	
12	8,8	5		9	
13,6	10,3	5		10	
15	11	6		10	
17	12,5	6			
18	13,2	6			
20,5	14,7	6			
22	16,2	7			


Extra Price €

Frame size ø 400 gears FF800 / 825 / 850 / 1150
(Only for motors dimensions 132.)

B9 motor for Machine FF610 / 630 / 650 180 S/H & 240 S/H 2 speed

Basis Price € including :
Complete motor with fly wheel and hub of fly wheel.
(tray supp)

Maximum powers :
FF620-630 : 17 HP (12,5 kW)
FF650 : 22 HP (16,2 kW)



180 D/H

240 D/H

Power		1500/375 RPM (4/16 poles)		1000/250 RPM (6/24 poles)	
HP	kW	Flyweel n°		Flyweel n°	
4,5	3,3	2		4	
5	3,7	2		4	
5,5	4	3		5	
6	4,4	4		5	
6,8	4,9	4		6	
7,5	5,5	4		6	
8,5	6,3				
9	6,6	4		7	
9,5	7	4		8	
10	7,4	4			
11	8,1	4		8	
12	8,8	5		9	
13,6	10,3	5		10	
15	11	6		10	
17	12,5	6		11	
18	13,2	6		11	
19	14				
20,5	14,7	6			
22	16,2	7			

1500/375 RPM (4/16 poles)		1000/250 RPM (6/24 poles)	
Flyweel n°		Flyweel n°	
2			
2		4	
3		5	
4		5	
4		6	
4		7	
4		7	
4		8	
4		8	
4		8	
5		9	
5		10	
6		10	
6			
6			
6			
7			

PRICE LIST 2013

Extra Price €	
Frame size ø 400 gears FF800 / 825 / 850 / 1150 (Only for motors dimensions 132.)	

Flywheel and flange

70

(*) Presented photo



Item code	Designation				
	Flywheel only assembly with 6 hex screws				
	Flywheel type	∅ of the flywheel	Thickness	Weight in kgs	
02 002 019	1213/08	290	25	12,5	
02 002 001	1213/01	290	30	13,9	
02 002 002	1213/02	330	30	15,8	
02 002 003	1213/03	330	40	18,2	
02 002 004	1213/04	375	40	20,4	
02 002 005	1213/05	400	40	23	
02 002 006	1213/06	425	40	25,6	
02 002 007	1213/07	450	40	27,8	
02 002 008	1213/08	475	42	28,8	
02 002 009	1213/09	500	42	29,8	
02 002 010	1213/10	525	44	32,4	
02 003 005	FF 360/50	290	52	11,5	
02 003 001	FF 360/60	290	65	16,	
02 003 002	FF 360/76	310	60	18,5	
02 003 000	FF 360/78	310	80	24	
02 003 032	FF 360/79	350	52	24	
02 003 033	FF 360/81	360	55	26	
14 200 046	ALU FF 610/620 (*)	450	25	5,2	
14 200 051	ALU FF 360 (*)	300	20	1,78	
14 200 051 A	Adapting flange for aluminium flywheel/drum FF360				
02 004 032	Hub only for flywheel FF 620, lenght 80mm, ∅ 32 mm (*)				
02 800 000	Hub only for flywheel FF800/825/850, lenght 110mm, ∅ 42 mm				
02 030 023	Coupling flange for FF300 to FF750				
02 030 028	Coupling flange for FF620, ∅ 32mm lenght 62 mm				
02 030 037	Coupling flange for FF650, ∅ 32mm lenght 58 mm				
02 800 001	Coupling flange for FF800/825/850, ∅ 48 mm				



PRICE LIST 2013

FF traction machine spare parts

(*) Presented photo

Assembly			
Item code		Item code	
	Gear box lubricant ISO VG 220 5 litres bottle		Adjusting wedge for bed plate assembly (15 wedges of 1/10 th)
02 000 100		02 000 000	
	Gear box synthetic lubricant high performance SY220 (per litre)		Service instruction plate
02 000 150		12 210 120	
Item code	Complete set		
02 000 001 EN	Including 5 litres of lubricant VG220 + 3 adjusting wedges + 1 service instruction plate (*)		
02 000 002 EN	Including 5 litres of synthetic lubricant SY220 + 3 adjusting wedges + 1 service instruction plate		
Item code	Brake		
02 061 820	Type AD1 48Vdc for FF330/340/360/610/620/630/650		
02 061 830	Type AD1 80VCC for FF330/340/360/610/620/630/650		
02 061 825	Type AD1 110Vdc for FF330/340/360/610/620/630/650		
02 061 828	Adaptation plate AD1 on FF340		
02 061 829	Adaptation plate AD1 on FF620		
02 061 860	Type AD3 48Vdc for FF825/850 (*)		
02 061 935	Type AD3 110Vdc for FF825/850		
02 061 871	Type AD4 48Vdc for FF1150		
Item code	Set of brake brackets		
02 060 022	For machine FF310/330/340/360/610/620/650 (*)		
02 060 025	For machine FF330/630		
02 800 002	For machine FF800/825/850		
02 125 010	For machine FF1150		
Item code	Bearing		
02 340 017	Bearing with heighten FF340/360 (*)		
02 340 024	Reinforced bearing SN 510 +height adjustment (FF340)		
02 062 110	Bearing only FF620		
02 800 062	Reinforced bearing SN513 FF620		
02 800 045	Bearing only FF800 SY65		
02 062 120	Reinforced bearing SN515 FF800/825		



FF traction machine spare parts

72

(*) Presented photo



Item code	Bearing	
01 340 176 M	Rear flange for A4 ML motor	
01 340 176 AEN	Motor fan VB141 + thermos	
01 600 020	Motor fan propeller for A4 ML235 motor (*)	

Item code		Item code	
	Encoder support set for machine FF330/360 (position 31)		Encoder support set for machine FF610/620/630 (position 32)
02 340 013 B		02 610 013	
	Encoder support set for machine FF650		Encoder support set for machine FF800/825 (position 34)
02 650 013		02 800 013	
	Encoder DHM510 + union type RE0444 - 1024 imp/rpm 5Vdc output shaft ø 10 mm		Encoder hollow shaft 20mm GHU920 type - 1024 imp/rpm 5Vdc
14 200 017		14 200 018	
	Encoder VM 4096 imp/rpm type 4096PTSR 5 Vdc hollow shaft		Bolt for set FF650/800/825/850
01 004 096		02 800 011	
	Articulated coupling ø 10 mm		Bolt for set FF330/340/360
02 340 013 C		02 330 011	
	Bolt for set FF610/620/630		
02 610 011			

PRICE LIST 2013

Traction machine spare parts

	Item code		Item code	
	Complete brake handle FF320/600/620/750/800	02 003 013		Brake handle FF340<1999
	Brake handle FF340/360>1999	02 340 018 A		Brake wheel FF340
	Noiseless sticky pad for coil	02 003 020		Waterproof wheel seal FF340
	Double bolt for drum FF340/620 with ring seal	02 340 011 EN		Return spring brake braket AD1 FF340/360/610/620/650
	Pin for drum shaft FF340	02 340 010		Motor filter anti-interference TRI
	Motor fan for Motorlift type EZ2 2450 rpm	01 340 176 A		Brake wheel FF620
	Sodiciel 3 traction pulley Ø 240 x 2 x 8 mm 630 Kg	03 030 027		TCF Traction machine FF 360 oil filler cap
	Sodiciel 3 traction pulley Ø 240 x 3 x 8 mm 1000 Kg	03 030 037		Filler cap with seal

FF traction machine spare parts

74

	Item code		Item code	
	Ball bearing machine FF101 Ref.3205B	02 101 200		Ball bearing machine FF101 Ref.6007EE-2RS
			02 101 202	
	Thrust bearing FF320/600 SKF 54207	02 060 012		Thrust bearing FF750 SKF 54209
			02 075 012	
	Ball bearing FF330/360 Ref.3207A	02 330 080		Double bearing shaft FF340 Ref.7207BG
			02 340 019	
	Thrust bearing FF340C/ FF360ABC 3207A-2RS	02 360 019		Ball bearing FF610/620/650 Ref.7307-2RS
			02 620 018	
	Ball bearing shaft FF620 Ref.7307	02 620 019		Ball bearing FF610/620/650 Ref. 3307-2RS or 5307EE
			02 620 020	
	Double thrust bearing FF800/825/850	02 800 100		Greace for bearing type SN (400g cartridge)
			02 800 055	

PRICE LIST 2013

Brake spare parts set

(*) Presented photo

This set is mainly for Forsid traction machine in order to **comply with Standard EN81-1 (§ 12.4)**

It includes :
2 coils type AD1, AD2 or AD3 following type of machine,
48Vdc, a bracket to fit on existing machine,
the pair of brake bracket with accessories
and a silicone tube for the sealing joint.





Other power supply and type on request.

Item code	Type of machine	New brake	
02 061 420	F350 (1.2) n° 42	AD1	
02 061 430	F500 (1.3) F750 (1.9) n° 43	AD1	
02 061 440	F750 (1.14) n° 44	AD1	
02 061 450	FF320-600-700 UNIMEC n° 45	AD1	
02 061 460	FF400 n° 46	AD1	
02 061 470	FF750 n° 47	AD1	
02 061 480	FF300 DIGAMMA (1st serial) n° 48 (*)	AD1	
02 061 490	FF300 (2nd serial) n° 49	AD1	
02 061 500	FF310 n° 50	AD1	
02 061 510	F1000 n° 51	AD3	
02 061 520	FF1000 n° 52	AD3	
02 061 540	FF340 n° 56 (type F.L.P) (without brake bracket)	AD1	
02 061 550	FF610/620/650 n° 57 (type F) (without brake bracket)	AD2	
02 061 560	FF800/850 old brake type F n° 58	AD1	
On request	FF620 type AD1 to replace brake disc n° 65	AD2	
	FF800/825/850 n° 59 (without brake bracket)	AD3	

FF bed plate for machine and accessories

76

(*) Presented photo

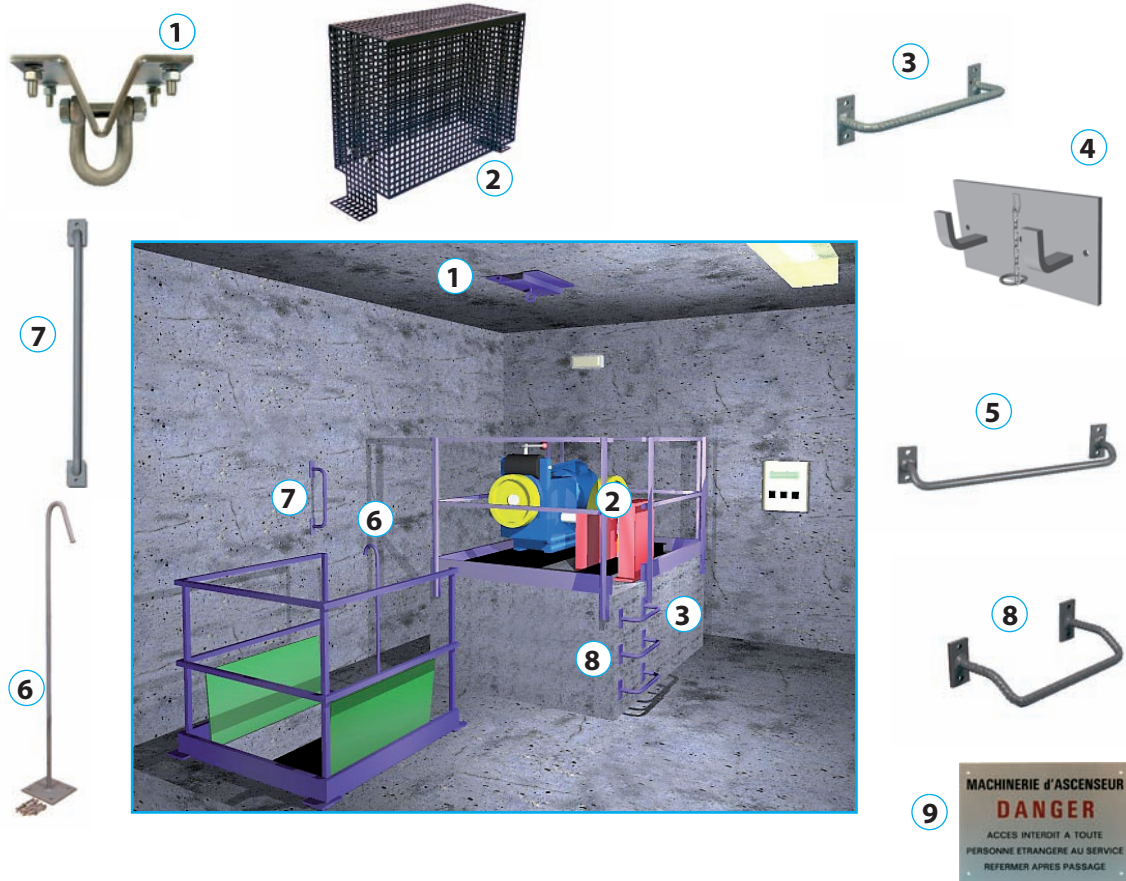


Item code	Designation	
02 360 100 EN	Standard bed plate FF360 reversible left/right including the bolts and nuts (no insulation) (*)	
02 610 100	Standard bed plate FF610 reversible left/right	
02 340 625 EN	Guard protective set FF360,610,650 5 ropes ø 11 maxi	
12 403 001 EN	Guard protective set FF360,610,650 6 ropes ø 13 maxi	
12 300 115	Insulation V25 - static load 600 to 1100Kgs (*) (Price per cm, allow 6.5 cm per terminal)	
12 300 116	Insulation S800/25 - static load 1100 to 1870Kgs (Price per cm, allow 6.5 cm per terminal)	
12 300 117	Insulation S900/25 - static load 1870 to 2500Kgs (Price per cm, allow 6.5 cm per terminal)	
02 610 100 EN	Standard bed plate FF610 Reversible left/right including bolts and nuts and insulation (4*C364 + 4*C509) (*)	
02 340 007 CX	Bed plate FF340 left/right for drum ø 400 mm length 500 mm	
12 020 153	Buffer type B (*)	
12 020 153 EN	Traction machine insulation + nuts/bolts	
04 010 020	Protection casing over rotating elements FF360 / FF610 (*)	
02 010 164	Bottom motor room insulated prop 1080 < H < 1800 (*)	

PRICE LIST 2013

Motor room safety accessories

77



Item code	Designation	
11 010 107EN	①	Lifting hook 15 KN (1500 Kgs) with fixing nuts
12 011 450	②	Speed governor universal guard
12 011 100	③	Steps ladder
12 011 500	④	Ladder support with chain
12 011 600	⑤	Ladder hooking bracket
12 011 300	⑥	Floor fixing handle
12 011 200	⑦	Wall fixing handle
12 020 124	⑧	Motor room step
12 210 100	⑨	Caution machine room plate

Item code	Handrail, post and trap	
12 011 000	Handrail post side fixing	
12 011 002	Handrail post floor fixing	
12 011 010	Handrail 40 x 20 - 1 m long	
12 011 015	Handrail 40 x 20 - 1.5 m long	
12 011 020	Handrail 40 x 20 - 2 m long	
12 011 050	Galvanized skirt 150 mm H x 1 m long	
12 011 055	Galvanized skirt 150 mm H x 1.5 m long	
12 011 060	Galvanized skirt 150 mm H x 2 m long	

Ladder and trap door - Accessories

78

(*) Presented photo



Item code	
Extension ladder 2,34/4.02m + hooks (*)	
12 220 113	



Item code	
Folding ladder H = 1,50 m	
12 220 415	
Folding ladder H = 2,50 m	
12 220 425	
Folding ladder H = 3,00 m	
12 220 430	

Folding aluminium ladder H = 850 mm	
12 011 920	




Trap door balance set (cylinder + support + bolts & nuts)	
12 011 900	


Straight ladder 2.27 m + bracket	
12 220 111 EN	



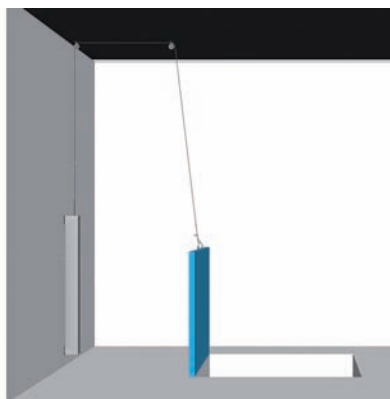
Trap door lock + contact + shunt	
12 230 120	



Vandal resistant ladder support triangular key	
12 220 115	



Vandal resistant ladder support standard key	
12 220 114	








Trap door balance set (cwt + support + bolts and nuts)	
12 011 901	

On custom made

Motor room trap door with frame and cylinder 800 x 800 mm (other size on request)

PRICE LIST 2013















Echelles et trappes - Accessoires

	Item code			Item code			
	Motor Room box in steel with triangular key	14 008 500			Motor Room box in plastic with triangular key (3132A)	14 009 006	
	Motor Room box in steel with large triangular key	14 009 001			Large triangular key	14 009 002	
	Standard triangular key	05 513 005					

Display

80

PRICE LIST 2013

	Item code		Item code	
	Breakdown manual Gearless GL240/300 sticker	12 232 373 UK		Balustrade recommendation sticker
	Folding Balustrade sticker	12 232 410		Sticker for low headroom alert
	Run over risk sticker	12 232 770		Heavy Load sticker
	Car at floor 0/Fireman sticking plate	12 210 080		Manual release hydro sticker
	Manual release sticker	12 210 122		Aluminium engraving 47 x 170 mm No Smoking
	Sticker for reduce pit alert	12 232 430		Breakdown manual GT300 sticker
	Manual release breakdown sticker	12 232 670		Sticker for hydraulic manual release



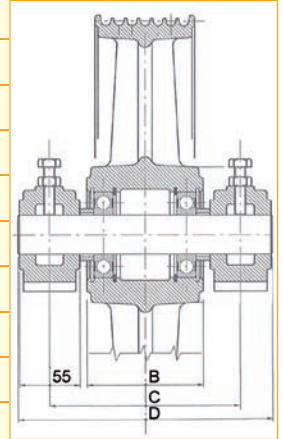
DIVERTOR PULLEY

PRICE LIST 2013



Divertor pulley with bearing T234

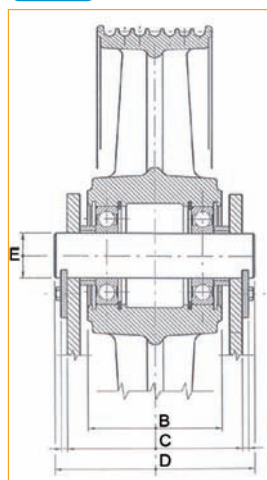
Item code	∅ of pulley	∅ of ropes	Groove	Type of ball bearing 2RS SKF	Width pulley B	Distance between bearing C	Lenght axe D	∅ axe E
04 300 410 T34EN	300	8 to 9	4	6 010	82	155	215	50
04 320 410 T34EN	320	8 to 9	4	6 010	82	155	215	50
04 360 410 T34EN	360	8	4	6 010	82	155	215	50
04 360 510 T34EN		to	5	6 011	102	180	240	55
04 360 610 T34EN		9	6	6 011	102	180	240	55
04 400 410 T34EN	400	8	4	6 210	82	155	215	50
04 400 510 T34EN		to	5	6 211	102	180	240	55
04 400 610 T34EN		10	6	6 211	102	180	240	55
04 450 410 T34EN	450	8	4	6 210	82	155	215	50
04 450 510 T34EN		to	5	6 211	102	180	240	55
04 450 610 T34EN		11	6	6 211	102	180	240	55
04 450 412 T34EN		12	4	6 211	102	180	240	55
04 450 512 T34EN		to	5	6 211	102	180	240	55
04 450 612 T34EN		13	6	6 212	122	200	260	60
04 500 410 T34EN	500	8	4	6 210	82	155	215	50
04 500 510 T34EN		to	5	6 211	102	180	240	55
04 500 610 T34EN		11	6	6 211	102	180	240	55
04 500 412 T34EN		12	4	6 211	102	180	240	55
04 500 512 T34EN		to	5	6 211	102	180	240	55
04 500 612 T34EN		13	6	6 212	122	200	260	60
04 550 410 T34EN	550	8	4	6 210	82	155	215	50
04 550 510 T34EN		to	5	6 211	102	180	240	55
04 550 610 T34EN		11	6	6 211	102	180	240	55
04 550 412 T34EN		12	4	6 210 / 6 211	102	180	240	55
04 550 512 T34EN		to	5	6 211	102	180	240	55
04 550 612 T34EN		13	6	6 212	122	200	260	60
04 600 410 T34EN	600	8 to 11	4	6 210	82	155	215	50
04 600 510 T34EN			5	6 211	102	180	240	55
04 600 412 T34EN		12	4	6 211	102	180	240	55
04 600 512 T34EN		to	5	6 211	102	180	240	55
04 600 612 T34EN		13	6	6 212	122	200	270	60
04 650 410 T34EN	650	11	4	6 210	82	155	215	50
04 650 512 T34EN		12 to 13	5	6 211	102	180	240	55
04 650 612 T34EN			6	6 212	122	200	270	60
04 700 412 T34EN	700 *	12 to 13	4	6 211	102	180	240	55
04 700 612 T34EN			6	6 212	122	200	260	60



(Dimensions in mm)

* Shaft with shoulder flange

Divertor pulley on flange T235

84


(Dimensions in mm)

Item code	∅ of pulley	∅ of ropes	Groove	Type of ball bearing 2RS SKF	Width pulley B	Flange C outer dimension	Lenght axle D	∅ axe E	
04 300 410 T35EN	300	8 to 9	4	6 010	82	120	140	50	
04 320 410 T35EN	320	8 to 9	4	6 010	82	120	140	50	
04 360 410 T35EN	360	8	4	6 010	82	120	140	50	
04 360 510 T35EN		to	5	6 011	102	144	165	55	
04 360 610 T35EN		9	6	6 011	102	144	165	55	
04 400 410 T35EN	400	8	4	6 210	82	120	140	50	
04 400 510 T35EN		to	5	6 211	102	144	165	55	
04 400 610 T35EN		10	6	6 211	102	144	165	55	
04 450 410 T35EN	450	8	4	6 210	82	120	140	50	
04 450 510 T35EN		to	5	6 211	102	144	165	55	
04 450 610 T35EN		11	6	6 211	102	144	165	55	
04 450 412 T35EN		12	4	6 211	102	144	165	55	
04 450 512 T35EN		to	5	6 211	102	144	165	55	
04 450 612 T35EN		13	6	6 212	122	164	185	60	
04 500 410 T35EN		500	8	4	6 210	82	120	140	50
04 500 510 T35EN	to		5	6 211	102	144	165	55	
04 500 610 T35EN	11		6	6 211	102	144	165	55	
04 500 412 T35EN	12		4	6 211	102	144	165	55	
04 500 512 T35EN	to		5	6 211	102	144	165	55	
04 500 612 T35EN	13		6	6 212	122	164	185	60	
04 550 410 T35EN	550	8	4	6 210	82	120	140	50	
04 550 510 T35EN		to	5	6 211	102	144	165	55	
04 550 610 T35EN		11	6	6 211	102	144	165	55	
04 550 412 T35EN		12	4	6 210 / 6 211	102	144	165	55	
04 550 512 T35EN		to	5	6 211	102	144	165	55	
04 550 612 T35EN		13	6	6 212	122	164	185	60	
04 600 410 T35EN		600	8 to 11	4	6 210	82	120	140	50
04 600 510 T35EN	5			6 211	102	144	165	55	
04 600 412 T35EN	12		4	6 211	102	144	165	55	
04 600 512 T35EN	to		5	6 211	102	144	165	55	
04 600 612 T35EN	13		6	6 212	122	164	185	60	
04 650 410 T35EN	650	11	4	6 210	82	120	140	50	
04 650 512 T35EN		12 to 13	5	6 211	102	144	165	55	
04 650 612 T35EN			6	6 212	122	164	185	60	
04 700 412 T35EN	700	12 to 13	4	6 211	102	144	164	50	
04 700 612 T35EN			6	6 212	122	164	164	60	

PRICE LIST 2013

 **VARIOUS**

PRICE LIST 2013



Guide shoes

Item code		Item code	
Car guide shoes			
	Guide shoe type T300 for guide rail 6 to 12		Guide shoe type T301 for guide rail 6 to 12
10 000 300		10 000 301	
	Guide shoe type T305 for guide rail 16		Guide shoe type T306 for guide rail 16
10 000 308		10 000 306	
	Guide shoe type T511 for guide rail 14 to 16		Guide shoe type T409 for guide rail 14 to 16
10 000 511 A		10 000 409	
	Guide shoe type T843 for guide rail 14 to 16		Guide shoe type T843 for guide rail 6 to 12
10 000 844		10 000 843	
	Guide shoe body		
10 100 050			
Counterweight frame guide shoes			
	Guide shoe aluminium type T841 for guide rail from 7 to 10 (Counterweight p 89)		Guide shoe plastic type G11 for guide rail 5 for VM M / VMBe / Sodiciel 3
10 000 841		10 000 611	
	Guide shoe G12 for guide rail wire = G12-01		
10 000 612			

Guide shoes

88

Roller guide shoe for hydraulic car frame



Roller guide shoe type RH00
ø 100 x 30 mm
with shaft and bolts

13 000 001



Roller guide shoe only
ø 100 x 30 mm

11 840 120

VMotion


Item code

Item code




Slide shoes without inserts
Sodiciel VM

10 010 037 EN



Guide shoe for guide rail 10
Sodiciel VM

10 010 038 EN



Guide shoe for guide rail 16
Sodiciel VM

10 010 039 EN



Slide shoes T rail 8
VM XS GL

10 010 157 EN



Slide shoes T rail FOR GUIDE
RAIL 10
VM XS GL

10 010 158 EN



Slide shoes
for VM XL / XL2 / XL Be

10 010 230 EN



Slide shoes counterweight
VM XL2

10 020 322



Aluminum shoes car/CWT
for VM XXL / XXL Be

10 102 000



ACLA slide shoe CWT
VM XL1

10 102 005

PRICE LIST 2013

Inserts

(*) Presented photo

Inserts for SODICIEL


 Slide shoes inserts car/CWT
 9 T rail for VM

10 030 025

 Slide shoes inserts car/CWT
 16 T rail for
 VM XL2 / XL Be / XXL / XXL Be
 (*)

10 102 017

 Slide shoes inserts car/CWT
 10 T rail for VM (*)

10 102 010

 Slide shoes inserts car/CWT
 5 T rail
 for VM XL1 / XXL

10 102 006

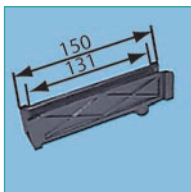
Guide rail

Item code



Type F28 for guide shoe T841

5	10 280 105	
6	10 280 106	
7	10 280 207	
8	10 280 308	
9	10 280 409	
10	10 280 510	




Type F29 for guide shoe T300/T301/T843

6	10 290 150	
7	10 290 207	
8	10 290 308	
9	10 290 409	
10	10 290 510	
12	10 290 511	



Type F142 for guide shoe T409/T511/T844

14	10 142 114	
16	10 142 216	



For adjustable guide shoe

8	10 100 085	
9	10 100 095	
10	10 100 105	
16	10 100 165	



Set of brass insert for guide shoe T304/T305 (L = 200 mm)

 16 **10 000 312**

Set of brass insert for guide shoe T306 (L = 300 mm)

 16 **10 000 303**

Safety gear single direction

90

Instantaneous safety gear - The pair



Item code	Designation	
Type PR110 (max load 2775 Kg)		
10 019 110	For guide rail 8 to 10 mm	
10 019 116	For guide rail 16 mm	



Type PR111 (max load 4065 Kg) - The pair

10 019 010	For guide rail 8 to 12 mm	
10 019 020	For guide rail 14 to 16 mm	



Type PR200 (max load 14 600 Kg) - The pair

10 018 010	For guide rail 16 mm	1215
-------------------	----------------------	-------------

Progressive safety gear - The pair



Designation		
Type PR220		
For guide rail 8 to 16 mm Capacity from 646 to 2265 Kgs		



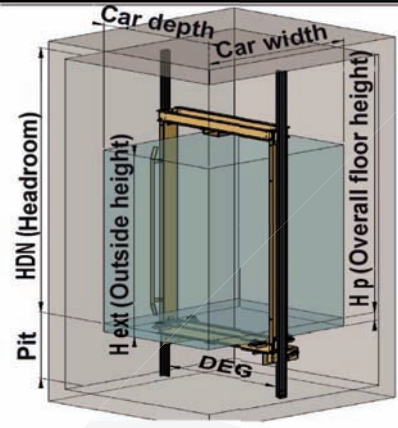
Item code	Designation	
13 900 505	Car frame safety shoes bracket for hydro	

Cust. Contact : Tel. Fax
 Ref.: Mail: Date

Existing equipment data sheet

INSTALLATION

CU: Kg **VN:** m/s **PC :** Kg
Payload Rated speed Car weight + doors without car frames
DEG : mm **HDN :** mm **Pit :** mm
Between guides distance Headroom
Ropping : Number of pulleys
 Ø (mm) :
Ø rope : mm **Nb ropes :** Drum
Machineroom position : ABOVE BELOW Pulley(s) in the lift shaft (under-slab deflexion)

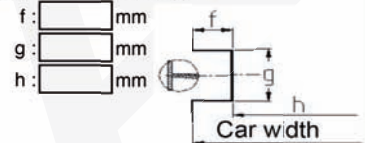


CAR

Provide a diagram for special cases

Existing car : TO BE REPLACED BY THE CUSTOMER Steel Inner cow frame Wood
 (fill in the car order)
 REUSED

Violin type :



Width : **Depth :** **HSP :** **H ext :** **Hp :**
Outside if reused Outside if reused Ceiling height Total outside height Total floor height
 (Hext = Hp+HSP+Hceiling)

Buffer position LHR RHR LHF LHF
Overspeed governor (tick choices)
 e : d :
 Ø overspeed governor :

GUIDES **Guide rails installation :** mm
 Distance between threshold landing and min. guide rail axis
T section guide : a x b x c
Finish :
Round guide : (Solid)
 b (mini 50) c (8 to 16)

Supply required

*Board to the 82-212 standard 82-511 standard: + 80 mm on the pit / min. HDN. Please contact us
 VN = Rated speed / VNP = Tripping speed*

Car frame type	CU+PM Maxi kg	VN m/s	VPN m/s	Mini mum pit	Mini HDN or available clearance height	Maxi car outside width	Type
<input type="radio"/>	1400 Kg	0,6 - 1,6	2	467+H p	590+H ext -H p	DEG - 46	EESY 80 <i>Bi-directional safety gear</i>
<input type="radio"/>	1400 Kg	0,6 - 1,6	2	480+H p 380+H p	590+H ext -H p	DEG - 76 DEG - 56	EESY 140 <i>Bi-directional safety gear</i>
<input type="radio"/>	2000 Kg	0,6 - 1,6	2	480+H p	630+H ext -H p	DEG - 56	EESY 200 <i>Bi-directional safety gear</i>
<input type="radio"/>	2800 Kg	0,6 - 1,6	2	515+H p	660+H ext -H p	DEG - 60	EESY 280 <i>Bi-directional safety gear</i>
<input type="radio"/>	700 Kg	0,63	-	415+H p	460+H ext -H p	DEG - 18	AF 3,5D <i>Single directional safety gear</i>
<input type="radio"/>	950 Kg	0,75	1	450+H p	2930	DEG - 10	RENO60 <i>Round guide car frame</i>
<input type="radio"/>	Other to oder			Bi-directional safety gear			

CAR FRAME OPTION

Tick individually

Lateral tie rods Oilers Polyurethane buffer + support
car depth > 2000 Position Pit Top of shaft (drum)

ACCESSORIES

(Tick individually)

OVERSPEED GOVERNOR
 Overspeed governor Ø (pulley Ø 200 - 250 - 300)
 Tension pulley Ø 200 - 300 - 350
 ROPE Ø 6 Lg
 UNIVERSAL LIMITER CASING + ACCESSORIES
 Suspension cable anchorage Eye bolt Wedges Crimped
 Ropes ... Quantity Lg
 Counterweight (fill in the order to this effect)

Left Right Remote control
 One way down Two ways down
 Spring type Counterweight type On guide
 With spring (counterweight side) Quantity
 Without spring (car side) Quantity



Comments or additional equipment :

Sales : Estimate number : Tel. Transaction number : Fax Date



Date :

Ref :



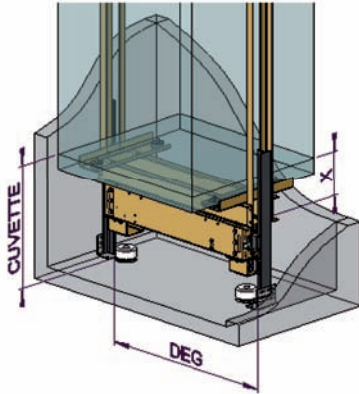
SAFETY GEAR T / ROUND GUIDE RAIL STATEMENT

Cust : Contact : Tel. Fax
 Ref.: Mail: Date

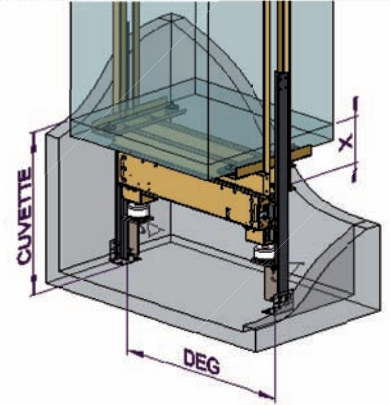
Existing material characteristics

CU : Kg **PM :** Kg **VIT :** m/s
Capacity Static load Speed

DEG : mm **Pit :** mm **X :** mm
Dist. between rails Distance between ground inside car and existing car frame



Type	CU+PM Maxi	Pit mini
TB3	1400 Kg	451+X
TB5	2800 Kg	451+X
RENO 60	900 kg	435+X
Other to be studied (SP0)		



Buffer lateral position
(Guide rail T standard)

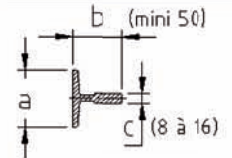
Buffers fixed on guide rails
(Only T guide rail)

GUIDE RAILS

Guide rail T a x b x c

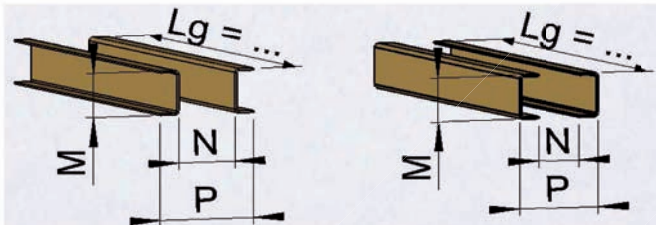
Finish of guide rails COLD DRAWN MACHINED

Round guide rail (full) Ø48 Ø50 Ø60



Existing car frame

Back to back Face to face



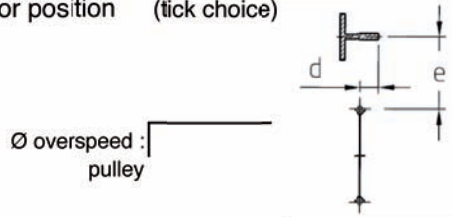
- Profiles :
- (L)
 - (L)
 - (C)
 - (Z)
 - (U)

Others :

Lg : M : N : P :

Buffer position Overspeed governor position (tick choice)

Back left Back right
 Front left Front right



d :
 e :
 (e = 170 for guide rail T standard)
 (e = 220 for round guide rail standard)

Prestation demandée

Complete kit PMD280 TB3/TB5 Polyurethane buffers and supports Overspeed 6 mm rope
 Up and down overspeed governor Ø 200 - 300 - 350 mm Brackands adaptation Speed governor hood
 Tension pulley With springs fixed to the ground With counterweight fixed to guide rails

Other informations:

Sales : Tel.

Fax

Quotation number: Transaction n°:

Date




Standard car frame and lower beam RENO 60 G2 for round guide rail

95

Main specification

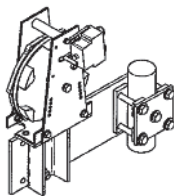
- approved safety gear plain guide rail 45/48/50 and 60mm **for a maximum nominal speed up to 0.75m/s** and a tripping speed not exceeding 1m/s
- Max. load on car frame: 450kg / max. full load (cabin weight + max. load): 950 kg
- Car frame weight: approx. 220kg on standard size
- DBG size: min. 600mm / max. 1200mm
- Standard cross-beam interval: 2510mm (other sizes on demand)
- Upright spacing: standard: DBG - 10mm
- Lyre cabin: guide spacing + 20mm
- Min. pit : **470mm** with safety gear at top / 550 mm with safety gear at bottom
- Standard headroom: 2930mm (other sizes on demand)
- Quiet pump safety shoe (even with small upright spacing), oilers included, hand grip possible on the 4 sides, remote control, insulation and supports (depending on car)
- Buffer is extra



Designation

Designation	
Round guide rail frame for traction lift	
Round guide rail frame for drum machine lift (supplied with ceiling contact)	
Lower beam round guide rail set (adaption on existing frame)	

Note: Car frame supplied with top and bottom cross beam assembled, adjusted, black paint finish



Accessories options :

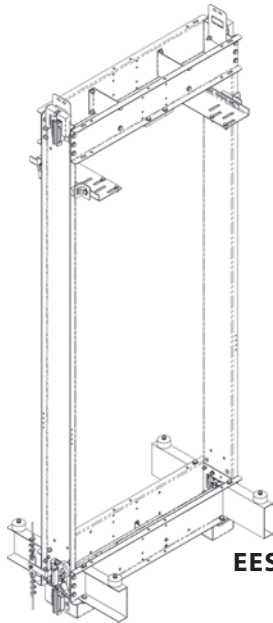
Item code	Designation	
12 010 176 EN	Speed governor support round guide rail Ø 45 to 60 mm (Ø 200/300 mm)	
12 014 109 EN	Spring tension weight Ø 200 mm - Thickness 50 mm	
12 000 058 EN	EP40 tension weight with counter weight Ø 200 mm - Thickness 50 mm - H967	



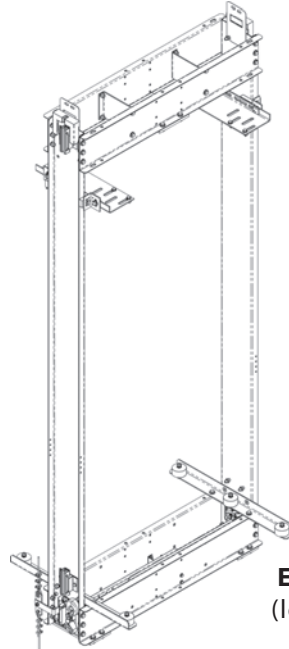
Note : For speed governor price, see from page 106 onwards.
 - Option: new linear tension device page 113

Modulable car frame EESY (mod)

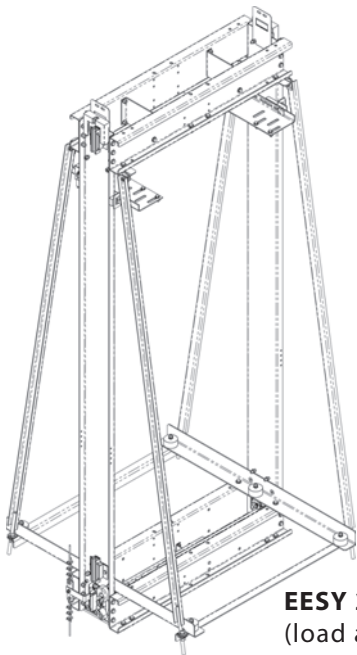
96



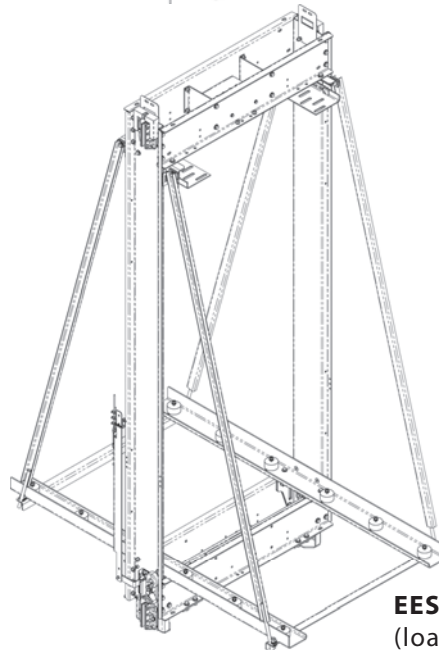
EESY 80 standard



EESY 140 standard
(load around 630 kg)

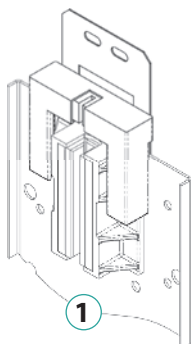


EESY 200 standard
(load around 1000 kg)

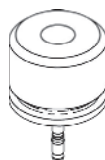


EESY 280 standard
(load around 1600 kg)

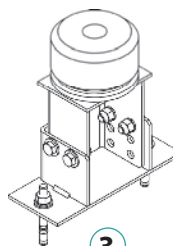
Options - Accessories EESY



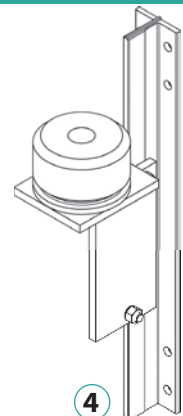
1



2



3



4

Modulable car frame EESY (mod) for T rail

Specifications
<p>Car frame with PMD 280 bi-directional safety gear. Design made for and easy and quick installation on site Made in order to accept largest car width possible (DBG) and the smallest pit/headroom possible</p>
<p>Goods delivered with upright fitted with slides shoes and adjusted safety gear, suspension plate, brackets, insulations, safety gear contact, speed governor rope bracket, installation manual</p>
<p>General description : - maximum load on safety gear : 2800 kg for a speed of 1,6 m/s - DBG mini : 460 mm - DBG max. : 2180 mm - between uprights standard : 2590 mm - Load : -> EESY 80/140 : around 130 kg -> EESY 200 : around 215 kg -> EESY 280 : around 285 kg</p>

<p>Specifications- Abréviations : - Abbreviation : P+Q = Car load capacity + dead load (car frame, car, door,...) Sn = Car nominal speed H/R : Headroom HF : Floor thickness (structure + finish floor) H. Ext : External Car Height (floor thickness + ceiling thickness + car inside height) DBG : Distance Between Guide</p>

Type	P+Q max (kg)	Sn (m/s)	Car Width ext. max (mm)	Pit mini. (mm)	H/R mini (No oiler)
EESY 80 (180 -> 400 kg)	1400	0,6 -> 1,6	DEG - 46	475 + HF	590 + HRext - HF
EESY 140 (-> 630 kg)			DEG - 56 DEG - 76	475 + HF 367 + HF	
EESY 200 (-> 1000 kg)	2000		DEG - 56	367 + HF	630 + HRext - HF
EESY 280 (-> 1600 kg)	2800		DEG - 60	525 + HF	660 + HRext - HF

Designation	
Car Frame EESY 80	
Car Frame EESY 140	
Car Frame EESY 200	
Car Frame EESY 280	

Options - Accessories EESY	
Designation	
① Oiler set with bracket (allow installation of detector Ø 10)	
② Side Buffer on floor	
③ Side Buffer adjustable 101 -> 227 (buffer not included)	
④ Side Buffer on T rail	
11 600 028	Limit switch ramp 2 meters

Nb : For buffer Sn > 1 m/s, contact us

TB3 Lower beam / TB5 for T rail

98

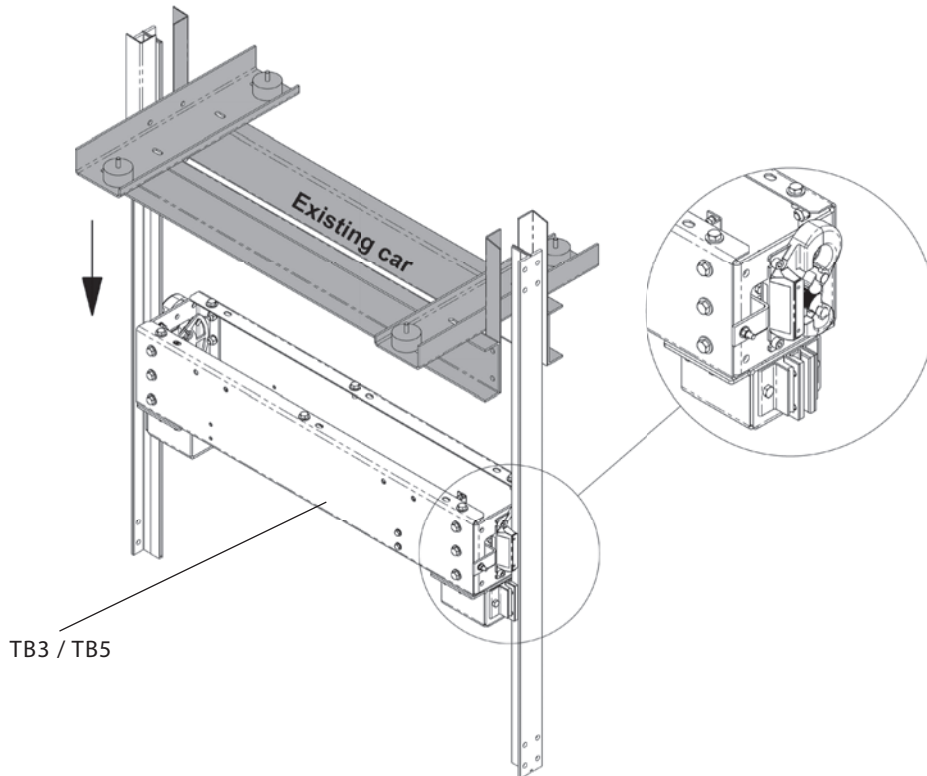
Beam to be installed underneath the existing car frame for the CE over speed conformity on up direction (EN 81.1 § 9-10) complying with the §3.2 of the SAE.

The set is delivered assembled, adjusted for the DBG of the installation, (see technical data file) easily adaptable for an optimal installation time.

- Custom made adaptation from the existing beam
- Installed with bi-directional safety gear PM 280 and inferior slide shoes
- 2,5 ml deported bracket for the attachment of the speed governor rope
- Release switch
- Total Height: 330 mm (with slides shoes underneath)
- Load : from 36 kg (DBG 900) to 75 kg (DBG 2200)
- DBG : 460 to 2200 mm

Minimum pit * : 451 mm + existing floor thickness + existing beam height

* It is possible to decrease by 98 mm if slides shoes fixed on existing car frame uprights



TB3 model

P + Q max (Capacity + dead load) : **1400 kg**

DBG max : **1600 mm**

Designation

Traverse basse **TB3**

TB5 model

P + Q max (Capacity + dead load) : **2800 kg**

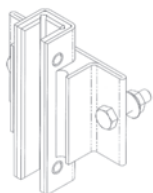
DBG max : **2200 mm**

Designation

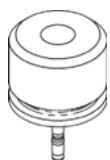
TB5 Lower Beam

NB : needs for the EC and operation, an adapted bi-directional speed governor and weight (p106)

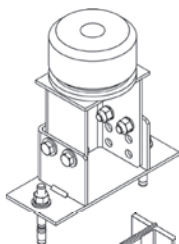
TB3 Lower beam / TB5 for T rail



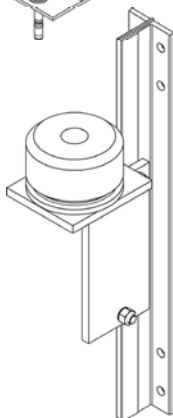
Item code	Designation		
	Slide shoes and inserts set for the upper beam		
	Oiler with bracket (for a.m. slide shoes)		



12 010 121 EN	∅ 100 x 80	Side Buffer on floor	
12 010 122 EN	∅ 125 x 80	Side Buffer on floor	



	Side Buffer adjustable 101 -> 227 (height buffer not included)		
12 010 115 EN	∅ 100	TYPE A (700 < pit < 800)	
12 010 117 EN	∅ 100	TYPE B (800 < pit < 870)	
12 010 116 EN	∅ 125	TYPE A (700 < pit < 800)	
12 010 118 EN	∅ 125	TYPE B (800 < pit < 870)	



12 010 093 EN	∅ 100	Side Buffer on T rail	
12 010 109 EN	∅ 125	Side Buffer on T rail	


Car frame accessories

100

Insulation



Item code	
Bottom insulation type APA 7035 ø 70 H = 35 mm 2 bolts M 10	
12 300 102	



Item code	
Top insulation type F25	
12 300 140	



Pair of insulations and brackets + bolts	
12 300 150	83

Buffers



Item code	
Buffer ø 100 mm H = 80 mm Useful scale 1 000 to 1 600 kgs	
12 020 109	



Item code	
Buffer ø 125 mm H = 80 mm Useful scale 1 250 to 2 650 kgs	
12 020 110	



Hydraulic buffer OB16 Max. load 5300 kg Max. speed 1.6 m/s	
12 310 090	

Buffer central support Height = 200 mm	
12 014 160	

Counterweight fillers



Steel counterweight fillers on stock

Item code	Weight	Designation	
10 400 080	20	Size 80 x 80 x 400 mm	
10 480 080	23,3	Size 80 x 80 x 480 mm	
10 580 080	28,1	Size 80 x 80 x 580 mm	
10 970 780	37,8	Size 80 x 80 x 780 mm	

Steel counter filler on request

(Density 7,85)	
Price per kilo for different section and length	

PRICE LIST 2013

Rope socket

Rope socket Ø 7 max.



Item code	
Type 532 Ø 5/7 L = 300 mm	
11 400 018	



Item code	
Type 538 Ø 5/7 L = 300 mm	
11 400 020	


Rope socket Ø 11 max.




Item code	
Type T971 Ø 8 à 11 L = 320 mm	
11 400 022	



Item code	
Type T973 Ø 8 à 11 L = 320 mm Outside Spring Ø = 36 mm	
11 400 024	



Item code	
Type CF2 Ø 9/11 L = 510 mm Ø 14	
11 400 042	

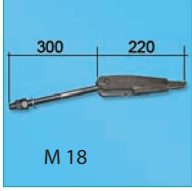


Item code	
Type CF2 Ø 9/11 L = 510 mm Outside Spring Ø = 46 mm	
11 400 044	



Item code	
Type T971 short Ø 8/11 L = 175 mm	
11 400 000	6

Rope socket Ø 13 max.



Item code	
Type CF3 Ø 12/13 L = 520 mm	
11 400 052	



Item code	
Type CF3 Ø 12/13 L = 520 mm Outside Spring ø = 57 mm	
11 400 054	



Item code	
Type CT3 Ø 12/13 L = 330 mm	
11 400 032	



Item code	
Type CT3 Ø 12/13 L = 330 mm Outside Spring ø = 57 mm	
11 400 034	

Car frame accessories

102

Rope socket Ø 17 max.



Item code	
Ø 15/17 L = 605 mm	
11 400 062	



Item code	
Ø 15/17 L = 580 mm Outside Spring Ø = 61 mm	
11 400 060	



Rope socket Ø 16 mm without edge SS 402 10 to 14 without spring	
11 402 414	



Rope socket Ø 16 mm without edge SS 402 10 to 14 with spring	
11 402 415	




Edge for rope 10 to 12 SF	
11 402 416	



Edge for rope 10 to 14 SF	
11 402 417	

Hydraulic Rope Socket



Item code	
For slack rope control L = 425 mm Thread = 300 mm Ø rope 9 to 13	
11 399 195	



Item code	
Fixed point with Belleville washer L = 425 mm Thread = 300 mm Ø rope 9 to 13	
11 399 196	

Accessories



Item code	
Spring 330 Kgs for T973	
11 400 045	



Item code	
Spring 575 Kgs for CF3	
11 402 412	



Copel for spring 330 Kgs	
11 400 046	



Copel for spring 575 Kgs	
11 402 413	

PRICE LIST 2013

Car frame accessories

Galvanized Thimbles



Item code	Diameter (mm)	Per unit	Per bag	Quantity per bag
11 150 004	ø 4			250 pcs
11 150 006	ø 6			250 pcs
11 150 008	ø 7/8			100 pcs
11 150 007	ø 9/10			100 pcs
11 150 005	ø 11/12			50 pcs
11 150 009	ø 13/14			50 pcs

Wire Rope Grip

(galvanized finish, compliance for lifting goods)



Item code	Diameter (mm)	Per unit	Per bag	Quantity per bag
11 103 000	ø 3			100 pcs
11 104 000	ø 4			100 pcs
11 106 001	ø 6			100 pcs
11 106 002	ø 8			100 pcs
11 110 001	ø 9/10			100 pcs
11 112 001	ø 11/12			100 pcs
11 113 001	ø 13/14			50 pcs
11 150 016	ø 16			50 pcs

Ropping

Item code	Designation	
11 600 015 AEN	Car frame bar system	



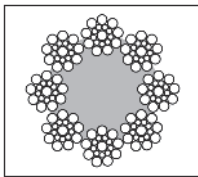
Wire rope

104

TRACTION ROPE - ROPPING

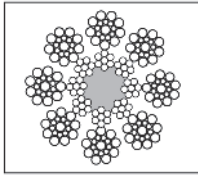
Diameter	Breaking point (kg)	Weight (Kg/m)	Price per meter			
			Item code	500 m drum	Item code	Per cut (*)

NATURAL TEXTILE CORE F819 S-FE 8 X 19 STRANDING RIGHT (LEFT ON REQUEST)



8	2940	0,215	11 008 002		On request	
9	3740	0,27	11 009 002			
10	4650	0,34	11 010 002			
11	5640	0,411	11 011 002			
12	6680	0,488	11 012 002			
13	7930	0,579	11 013 002			

MIXED CORE PAWO F3 8 X 19 STRANDING RIGHT (LEFT ON REQUEST)




8	3620	0,24	11 008 006 (*1)		On request	
9	4600	0,307	11 009 006			
10	5760	0,385	11 010 006 (*2)			
11	6990	0,466	11 011 006			
13	9820	0,656	11 013 006			

(*1) pour VM 400, 450, 630 Kg

(*2) pour VM 800, 1000, 1275, 1600 Kg

CORE PAWO F7S 8 X 19 STRANDING RIGHT (LEFT ON REQUEST)



8	3990	0,28	11 008 004		On request	
9	5070	0,356	11 008 005		On request	
10	6230	0,436	11 010 005		On request	
11	7530	0,528	11 010 011		On request	
12	9890	0,628	TO BE MADE ON ORDER ONLY			

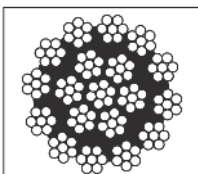
Item code

1000 m drum

Item code

Per cut

SODICIEL 3 - IRON WIRE ROPE NON-TWIST TRACTION CABLE



8	4400	0,25	11 014 008		On request	
10	7100	0,402	11 014 010		On request	

Wire rope

ACCESSORIES TRACTION ROPES - ROPPING

Designation	Price €
Screw-ring equipped	(to be made on order only)
Screw-ring M16 L = 260 mm bolted on 150 mm rope ø 10 or 11	
Screw-ring M16 L = 350 mm bolted on 200 mm rope ø 10 or 11	
Screw-ring M16 L = 500 mm bolted on 200 mm rope ø 10 or 11	
Screw-ring M20 L = 290 mm bolted on 120 mm rope ø 13	
Screw-ring M20 L = 450 mm bolted on 200 mm rope ø 13	
Screw-ring M24 L = 400 mm bolted on 220 mm rope ø 16	

ROPES FOR SPEED GOVERNORS

GALVANIZED WIRE ROPE

**6 x 1.6.16 – synthetical core - Standard type FC fibre core ø 6 - 6 x 19 -
- Heavy duty (low stretch) type MC iron core ø 6,5 - 8 x 19 -**

Diameter	Breaking point (kg)	Item code	500 m drum	Item code	Per cut (*)
6 AT	2280 Kg	11 006 005		On request	
6,5 AM	3212 Kg	11 007 005			
Pre-cut size of 50 m - Std 6 AT				11 006 050	
Pre-cut size of 70 m - Std 6 AT				11 006 070	
Pre-cut size of 90m - Heavy duty 6.5 metal core				11 007 090	
Lost drum for rope cut on request				11 000 001	

For short delivery time, allow 15% increase and 1 lost drum per cut

Speed governor GERVALL single direction - Ø 200 mm - Type 10-090


- Centrifugal operation (accuracy of adjustment (t°), silent, reversed fixing possible)
- Central electrical contact (right- or left-handed fitting)
- Identification both sides
- Max. force 300 N - Cable from 6 to 6.5 mm



Item code	Type	Diameter	Tripping speed (m/s)	Price €
12 020 420	10-090	200	0,80	
12 020 421			0,90	
12 020 422			1,05	
12 020 423			1,30	

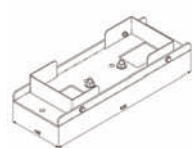
Ext. size		
A	B	C
140	103	325

- Dim. base : 120 x 73 mm



Item code	Designation	Price €
12 020 410	Transparent polypropylene protection lid for governor Ø 200 Type 10-206	

Total Ext. size		
A	B	C
284	155	325




12 010 266	Long base for speed governor GERVALL	
------------	--------------------------------------	--

PRICE LIST 2013

Speed governor tension pulley GERVALL Single direction - Ø200 mm- Type 10.064.OA

- Glass fibre pulley
- Integrated protective guard
- Cable from 6 to 6.5 mm
- Counterweight filler weight : 12 kg



Item code	Type	Diameter	Price €
12 020 411	10-064-OA	200	

Speed governor GERVALL single direction - Ø 300 mm - Type 10-092

107


- Centrifugal operation (accuracy of adjustment (t°), silent, reversed fixing possible)
- Central electrical contact (right- or left-handed fitting)
- Identification both sides
- Max. force 300 N - Cable from 6 to 6.5 mm



Ext. size		
A	B	C
200	103	402

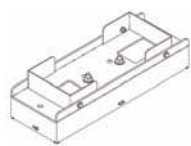
Item code	Type	Diameter	Tripping speed (m/s)	Price €
12 020 430	10-092	300	0,80	
12 020 431			0,90	
12 020 432			1,05	
12 020 433			1,30	
12 020 434			2,05	

- Size base : 180 x 73 mm



Total Ext. size		
A	B	C
384	155	432


Item code	Designation	Price €
12 020 415	Capot de protection polypropylène transparent pour limiteur Ø 300 mm Type 10-207	



12 010 266	Long base for speed governor GERVALL	
------------	--------------------------------------	--

Speed governor tension pulley GERVALL single direction - Ø300 mm - Type 10.065.0A

- Glass fibre pulley
- Integrated protective guard
- Cable from 6 to 8 mm
- Counterweight filler weight: 12 kg



Item code	Type	Diameter	Price €
12 020 416	10-065-OA	300	

PRICE LIST 2013

Speed governor single direction

Ø 200 mm



108

* Max. tension safety gear activation: 300 N

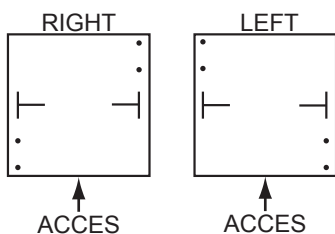
R5R Narrow base

Diameter 200 mm single direction left or right

Dim. base : 98 x 170 mm



Item code	Type	Diameter	Hand	Tripping speed (m/s)	
12 015 220	R5R	200	right	0,80	
12 015 230 EEN	R5R	200	left	0,80	
12 015 225	R5R	200	right	0,90	
12 015 230	R5R	200	left	0,90	
12 015 220 KEN	R5R	200	right	1,05	
12 015 220 WEN	R5R	200	left	1,05	
12 015 270	R5R	200	right	1,30	
12 015 230 BEN	R5R	200	left	1,30	



R5SP Wide base

Diameter 200 mm single direction left or right

Dim. base : 155 x 420 mm



Item code	Type	Diameter	Hand	Tripping speed (m/s)	
12 015 220 AAEN	R5SP	200	right	0,80	
12 015 230 ZEN	R5SP	200	left	0,80	
12 015 220 JEN	R5SP	200	right	0,90	
12 015 230 AKEN	R5SP	200	left	0,90	
12 015 220 APEN	R5SP	200	right	1,05	
12 015 230 AQEN	R5SP	200	left	1,05	
12 015 220 HEN	R5SP	200	right	1,30	
12 015 230 ASEN	R5SP	200	left	1,30	

Other speed to be made on order

PRICE LIST 2013

Speed governor single direction

Ø 300 mm



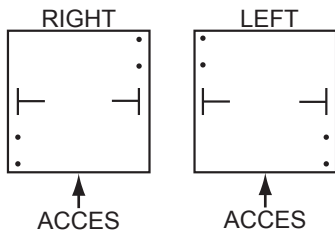
* Max. tension safety gear activation: 300 N

R6R Narrow base

Diameter 300 mm single direction left or right
 Dim. base : 116 x 170 mm



Item code	Type	Diameter	Hand	Tripping speed (m/s)
12 017 080 NEN	R6R	300	right	0,80
12 017 105 ACEN	R6R	300	left	0,80
12 017 080	R6R	300	right	0,90
12 017 105 HEN	R6R	300	left	0,90
12 017 080 ACEN	R6R	300	right	1,05
12 017 105 GEN	R6R	300	left	1,05
12 017 105	R6R	300	left	1,30
12 017 100	R6R	300	right	1,30
12 017 080 AVEN	R6R	300	right	1,60
12 017 105 ZEN	R6R	300	left	2,05



R6SP Wide base

Diameter 300 mm single direction left or right
 Dim. base : 155 x 420 mm



Item code	Type	Diameter	Hand	Tripping speed (m/s)
12 017 080 FEN	R6SP	300	right	0,80
12 017 105 EEN	R6SP	300	left	0,80
12 017 080 CEN	R6SP	300	right	0,90
12 017 105 PEN	R6SP	300	left	0,90
12 017 080 ANEN	R6SP	300	right	1,05
12 017 105 ABEN	R6SP	300	left	1,05
12 017 080 HEN	R6SP	300	right	1,10
12 017 080 BEN	R6SP	300	right	1,30
12 017 105 BEN	R6SP	300	left	1,30
12 017 080 ALEN	R6SP	300	right	1,60
12 017 105 XEN	R6SP	300	left	1,60
12 017 080 AQEN	R6SP	300	right	2,05
12 017 105 AABEN	R6SP	300	left	2,05

Other speed to be made on order

Bi-directional speed governor Ø 200 mm



110

* Max. tension safety gear activation: 300 N

Type LK200

Diameter 200 mm
 Triggung up and down
 Narrow base : 116 x 165 mm



Item code	Type	Diameter	Tripping speed (m/s)	
12 020 095 MEN	LK200	200	0,80	
12 020 095	LK200	200	0,90	
12 020 095 GEN	LK200	200	1,05	
12 020 095 EEN	LK200	200	1,15	
12 020 135	LK200	200	1,30	

Bi-directional speed governor Ø 300 mm



Type LK300


Diameter 300 mm
 Triggung up and down
 Narrow base : 116 x 165 mm (l x L)




Item code	Type	Diameter	Tripping speed (m/s)	
12 020 309 UEN	LK300	300	0,80	
12 020 309	LK300	300	0,90	
12 020 300	LK300	300	1,30	

Other speed to be made on order

Dimensions

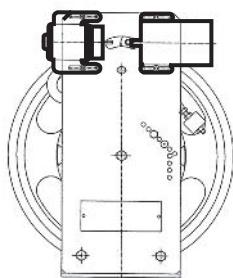


GOVERNOR (single direction)	R5	R6
Ø pulley (mm)	200	300
Min. tripping speed (m/s)	0,24	0,44
Maxi. tripping speed (m/s)	1,78	2,40
A (mm)	170	170
B (mm)	98	116
C (mm)	256	330




GOVERNOR (bi-directional)	LK200	LK250	LK300
Ø pulley (mm)	200	250	300
Min. tripping speed (m/s)	0,32	0,32	0,40
Maxi. tripping speed (m/s)	1,70	2,00	2,73
A (mm)	165	165	165
B (mm)	116	116	116
C (mm)	370	370	370

Options speed governor




Item code	Designation	
-----------	-------------	--

	Activation coil 24 Vdc + reset contact (1 NC) 24Vdc for speed governor 	
--	---	--




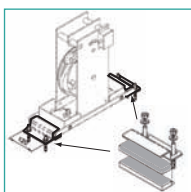
12 010 162 EN	Trigger / remote reset kit EN81/21	
----------------------	------------------------------------	--



12 010 146 EN	Long base speed governor  size 155 x 420 mm	
----------------------	--	--



12 010 147 EN	Wide base speed governor  size 230 x 170 mm	
----------------------	--	--



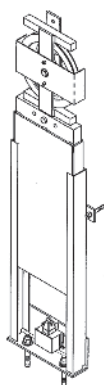
12 010 189 EN	Speed governor  kit (for long base only)	
----------------------	--	--





12 040 160	2 NC contact  (only for bidirectional speed governor without reset)	
-------------------	--	--

Speed governor tension pulley

112

(*) Presented photo



Item code	Designation	
12 015 340	Tension pulley for speed governor single direction ø 200 mm 10 Kg (with reset switch) (*) 	
12 015 330	Tension pulley for speed governor single direction ø 300 mm 10 Kg (with reset switch) 	
12 014 050	Tension pulley for speed governor bi-directional ø 200 mm 22 Kg (*) (with reset switch) 	
12 014 060	Tension pulley for speed governor directional ø 300 mm 22 Kg (with reset switch) 	
12 113 100	Short governor weight T851 (*)	
12 011 460	Tension pulley guard protection (*)	
12 014 109 EN	Spring tension pulley in pit ø 200 mm (with reset switch and fixing bolts) (*)	
12 014 111 EN	Spring tension pulley in pit ø 300 mm (with reset switch and fixing bolts)	
12 000 058 EN	EP40 tension weight with pulley ø 200 mm Thickness : 60mm - Height: 1067mm Width : 250mm (*)	
12 000 059 EN	EP40 tension weight with pulley ø 300 mm Thickness : 60 mm - Height : 1167 mm Width : 250 mm	

PRICE LIST 2013

Linear tension device


(*) Presented photo



Item code	Designation	
-----------	-------------	--

12 010 214	Linear tension device rope for speed governor - fixing on car bracket - small space requirement - reduce space in pit - important extension range (170mm)	
-------------------	--	--

Note : Operating with single and bi-directional speed governor - 300N



12 010 226	Pit return pulley on floor for linear tension device - ø 200mm (*) Height: 239 mm	
-------------------	---	--

12 010 227	Pit return pulley on floor for linear tension device - ø 300mm Height : 360 mm	
-------------------	--	--



12 010 224	Pit return pulley fixed on guide rail for linear tension device - ø 200mm (*) Height: 220 mm	
-------------------	--	--

12 010 225	Pit return pulley fixed on guide rail for linear tension device - ø 300mm Height: 320 mm	
-------------------	--	--

Speed governor accessories

114

	Item code Bracket guide rail T75 for speed governor PFB type R200.5R 12 014 126		Item code Speed governor PFB bracket plate on T65 rail 12 014 115
	Item code Electric switch for speed governor PFB R200.5R & R300.6R type RAVIOLI MFPC01SC 12 051 101		Item code Electric switch for tension pulley PFB 200 & 300 mm type RAVIOLI MFPC01SL 12 015 335
	Item code 24 Vdc activation solenoid for speed governor PFB 12 040 140		Item code Remote reset contact 24 Vdc - PFB 12 040 150
	Item code Key switch for remote reset of governor 14 007 004		Item code Universal speed governor PFB overall protection casing Quick removal 12 011 450
	Item code Speed governor PFB insulation kit (for long socket) 12 010 189 EN		Item code Crouzet contact governor weight - with spring - Sodiciel 14 006 010
	Item code Coil 24 vcc for 81.21 PFB 12 040 170		Item code Coil and governor EN81 set PFB 12 010 162 EN
	Item code Electric switch Ravioli 2NC for governor weight PFB 12 014 075		

PRICE LIST 2013

Travelling cable


Range of traveling cable (*)
 Specific cable for lift - Self-supported length 50 m. maxi
 (for length > 50m, cable with integrated steel support on request)

Item code	Designation	Drum of 500 m	Per meter cut
14 011 102	16 x 0,75		
14 011 101	20 x 0,75		
14 011 100	24 x 0,75		
14 011 090	24 x 1 round cable 19,4 mm diameter		

Item code	Designation	Drum of 1000 m	Per meter cut
14 011 103	12 x 0,75		
14 011 106	6 x 0,75 with earth		
12 220 097	Phone cable 4 x 0,22		

	<table border="1"> <thead> <tr> <th>Item code</th> <th></th> </tr> </thead> <tbody> <tr> <td>Clamping wedge</td> <td></td> </tr> <tr> <td>14 011 202</td> <td></td> </tr> </tbody> </table>	Item code		Clamping wedge		14 011 202			<table border="1"> <thead> <tr> <th>Item code</th> <th></th> </tr> </thead> <tbody> <tr> <td>Clamping wedge support</td> <td></td> </tr> <tr> <td>14 011 204</td> <td></td> </tr> </tbody> </table>	Item code		Clamping wedge support		14 011 204	
Item code															
Clamping wedge															
14 011 202															
Item code															
Clamping wedge support															
14 011 204															

	<table border="1"> <tbody> <tr> <td>Round cable ø 21 mm suspension device</td> <td></td> </tr> <tr> <td>14 011 190</td> <td></td> </tr> </tbody> </table>	Round cable ø 21 mm suspension device		14 011 190			<table border="1"> <tbody> <tr> <td>Straight suspension device L = 600 mm</td> <td></td> </tr> <tr> <td>14 011 199</td> <td></td> </tr> <tr> <td>Straight suspension device L = 490 mm</td> <td></td> </tr> <tr> <td>14 011 200</td> <td></td> </tr> </tbody> </table>	Straight suspension device L = 600 mm		14 011 199		Straight suspension device L = 490 mm		14 011 200	
Round cable ø 21 mm suspension device															
14 011 190															
Straight suspension device L = 600 mm															
14 011 199															
Straight suspension device L = 490 mm															
14 011 200															

	<table border="1"> <tbody> <tr> <td>Straight suspension device</td> <td></td> </tr> <tr> <td>14 011 201</td> <td></td> </tr> </tbody> </table>	Straight suspension device		14 011 201			<table border="1"> <thead> <tr> <th>Item code</th> <th></th> </tr> </thead> </table>	Item code	
Straight suspension device									
14 011 201									
Item code									

	<table border="1"> <tbody> <tr> <td>Infra-red photocell support</td> <td></td> </tr> <tr> <td>14 000 950</td> <td></td> </tr> </tbody> </table>	Infra-red photocell support		14 000 950			<table border="1"> <tbody> <tr> <td>Insert for round cable suspension device</td> <td></td> <td></td> </tr> <tr> <td>14 011 191</td> <td></td> <td>ø 8</td> </tr> <tr> <td>14 011 192</td> <td></td> <td>ø 16</td> </tr> <tr> <td>14 011 193</td> <td></td> <td>ø 18</td> </tr> </tbody> </table>	Insert for round cable suspension device			14 011 191		ø 8	14 011 192		ø 16	14 011 193		ø 18
Infra-red photocell support																			
14 000 950																			
Insert for round cable suspension device																			
14 011 191		ø 8																	
14 011 192		ø 16																	
14 011 193		ø 18																	

(*) Compte tenu des fluctuations sur ce produit, le prix est donné à titre indicatif et soumis à une variation.

Hoistway switches

116

(*) Presented photo

CONTACT / SUPPORT



Item code	Designation	
14 005 215	Roller switch FRB prewired with standard wiring (*)	
14 004 005	Thumbler switch 3 positions	
14 004 002	Thumbler switch return to middle position	
14 004 003	Thumbler switch left or right	



Item code	
Thumbler switch CROUZET	
14 005 200	



Item code	
Thumbler switch Type DS	
14 004 100	



Mounting bracket on guide rail	
14 005 070 PM	



Adapting bracket for thumbler CROUZET on DS support	
14 005 060	

AFTER SALES SHAFT SELECTION / ABSOLUTE



QI / NG240 absolute counting sensor	
14 200 210	



Complete set board, incremental sensor and bracket	
14 002 105	



Sensor only for incremental board	
14 002 100	














Shaft selector incremental board	
14 002 120	

PRICE LIST 2013

Sélection

(*) Presented photo

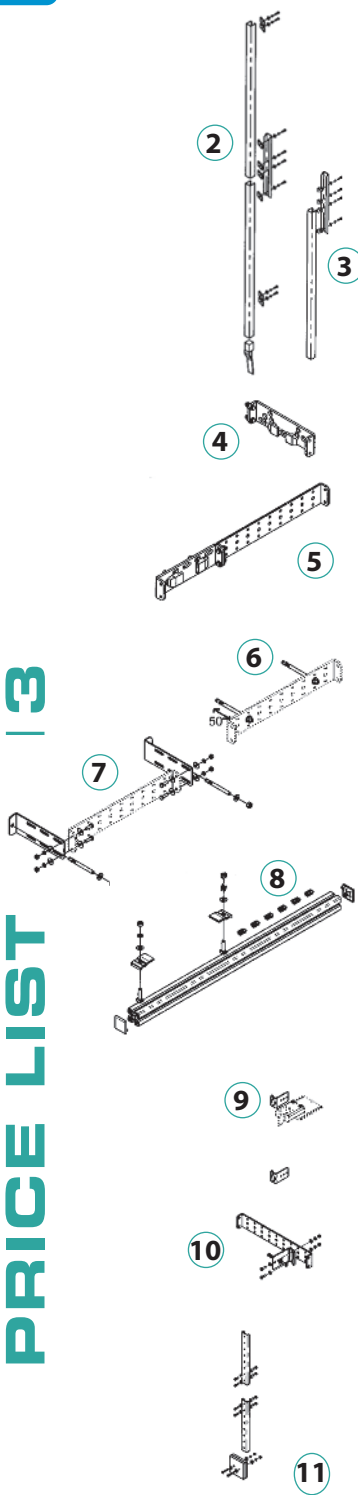
		OPTICAL SELECTION			
	Item code			Item code	
	Single beam switch TMS01 48 Vdc			Double beam switch TMS03 24 Vdc Beam distance = 20 mm	
	14 000 001			14 000 013	
	String Line reel L = 100 m ø 3 mm			TMS05 optical detector Beam distance = 10 mm	
	14 001 915			14 000 016	
	Pit support for string line			Stop contact V (for shutting off the folding toe guard)	
	14 001 927			14 004 010	
	String line support on guide rail			Absolute laser rangefinder on Quick Install with reflector - max. travel 100m To replace the Elgo sensor on the QI tape - identical connexion	
	14 001 925			14 003 800	
	Rubber flag for string line 3 mm L = 100 mm (*)			Universal laser support kit + reflector (target)	
	14 001 810			14 010 092EN	
	L = 200 mm				
	14 001 820				
	L = 300 mm				
	14 001 830				

		MAGNETIC SELECTION			
	Item code	Designation			
	14 000 200	Magnetic finger 3 cables (*)			
	14 000 190	Bi-stable magnetic finger			
	14 010 054 EN	Stainless steel bracket for magnetic finger			
	14 000 210	Magnet L = 100 mm			
	14 000 230	Magnet L = 300 mm			

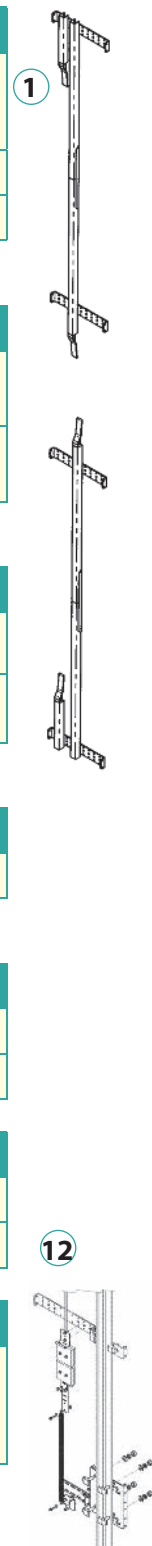
Hoistway switches

118

PRICE LIST | 3



Item code	Designation	
Basic shaft material		
14 010 037 EN	① Shaft selection set (ramp bracket, deceleration ramp and limit switch, bolts and nuts...)	
14 010 045 EN	② Ramp limit switch set 2ml	
14 010 046 EN	③ Extension for ramp set 1ml	
Guide rail fixing		
14 010 038 EN	④ Complete set one side guide rail (guide rail support, ramp, clip and bolt)	
14 010 039 EN	⑤ Complete set two sides guide rail (guide rail support, ramp, clip and bolt)	
Wall fixing		
14 010 040 EN	⑥ Wall fixing set between 0 and 200 mm	
14 010 042 EN	⑦ Wall fixing set between 201 and 350 mm	
Car fixing		
14 010 050 EN	⑧ Aluminium profile 40 x 40 mm	
Falg selection		
14 010 047 EN	⑨ TMS/tape bracket	
14 010 049 EN	⑩ TMS/tape bracket (one all 20 m)	
Tape selection		
14 010 048 EN	⑪ Additional tape set	
14 010 064 EN	⑫ Tape tensioner when travel > 30 m	
Inspection limit switch kit		
14 000 008 EN	Limit switch ramp assembly (includes 1 roller switch 14 005 215, 1 ramp P/N ②, 1 alloy strip P/N. ⑧ and 2 supports P/N. ⑤)	



Electrical accessories

(*) Presented photo



Motor Room main Switch (DTU)	
Complying with standard 82.212 :	
3 phase, lighting safety breaker, plug circuit breaker, bipolar light circuit, two plugs, locking system. Domestic switching power (3kA)	

SCHNEIDER components	Power (A)	TREVIS components (*)
14 857 016	16	14 858 016
14 857 025	25	14 858 025
14 857 032	32	14 858 032
14 857 040	40	14 858 040
14 857 050	50	14 858 050
14 857 063	63	
14 857 080	80	



Item code	
Bipolar switch 220Vac	
14 855 064	



Item code	
Power supply panel for pulley room	
01 800 100	



Circuit breaker PH/N - 6 Amp - switching power included / 6kA	
14 856 006	

Circuit breaker PH/N - 10 Amp - switching power included / 6kA	
14 856 010	



EATON transmission coil for circuit breaker (VM)	
14 860 000	




Kit containing 2 locking devices	
14 857 010	



Power supply locking component (sold singly)	
14 860 200	



Motor room accessories				
60 degrees thermostat		Waterproof fluorescent lighting (neon tube supplied)		
		1 x 36W	2 x 36W	2 x 18W (0,60 m)
13 800 400	Item code	14 851 003	14 851 001	14 851 005

Electrical accessories

120

(*) Presented photo

	Item code		Item code	
	Emergency Light fluorescent (60 lm)	14 851 002		Machine room fan kit 820 m 3/h with support, grill inside grill and outside flap
	Door zone control panel auto powered 24Vdc to fit with one magnetic finger + one magnet each floor	14 800 125		Door zone LED feedback
	Connexion box steel 60 terminals 4 mm ²	14 007 080		NO contact - Spare part (Giovenzana)
	Connexion box 100 terminals waterproof IP55	14 010 020		2 NF contacts welded to base
	Plug	14 018 001		Push button with light
	Junction box with dominos	21 300 500		Connexion box plastic waterproof 44 terminals
	Water level in pit	14 005 300		Light two way switch
				Adjustable buzzer 0 to 85 Db 24 Vcc
				14 008 155

Electrical accessories

(*) Presented photo

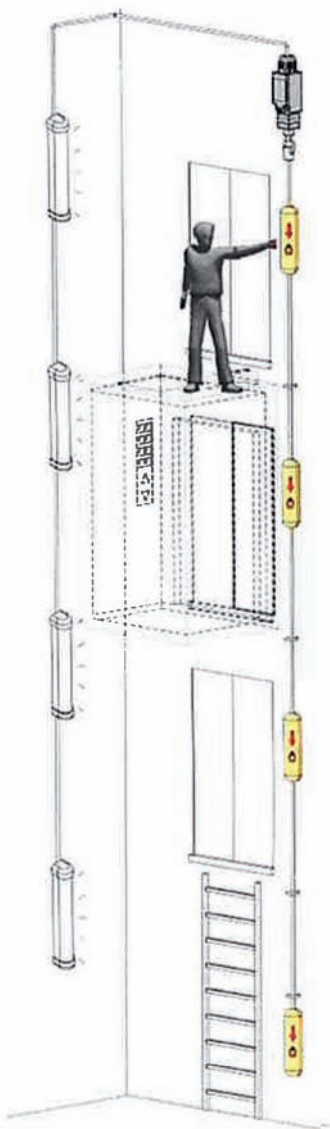


Truncking		
Item code	Designation	
In size of 2 m long		
21 810 406	Opened truncking 40 x 60 mm (*)	
21 810 407	Same as above in black color	
21 810 611	Closed truncking 60 x 110 mm	
21 810 250	Closed truncking 30 x 25 mm	
21 810 252	Truncking 25 x 30 mm	

Shaft lighting

122

(*) Presented photo



Shaft lighting control kit with rope consisting of :

- a pre-wired pull-rope switch 10m with fixing, ring and base plate
- a coated steel rope 100m long
- a weighted handle for the pit + 11 intermediate handles
- 4 eye bolts + anchor bolts












Item code	Designation	
For latching relay control		
14 011 211	Monostable shaft lighting control KTF001 kit (for latching relay control)	

For direct lighting control		
14 011 212	Bistable shaft lighting control KTF002 kit (for direct lighting)	

Hoistway		
Item code	Designation	
14 851 008	Hoistway lighting 1 x 36 W pre-wired 3.5 m	
14 851 006	Hoistway lighting 1 x 36 W pre-wired 7m	
14 851 009	Extension cord 10 m	
14 851 030	Fluorescent shaft light 1 x 36 W slim plug-in (*)	
14 851 035	Extension for slim fluorescent strip 10 m	



Retiring and anti-slip cam

Item code		Item code	
Retiring cam			
	Retiring cam type MAC 48 V		Retiring cam type MAC 170 110 V
14 015 050		14 015 051	
	Retiring cam type MAC 170 220 V		Retiring cam type CEIM 48 V
14 015 054		14 015 060	
	Skate of cam CEIM		Retiring cam type CEIM 110 V
14 015 061		14 015 064	
	Retiring cam type CMF 220 V		Retiring cam type ASCO 48 V 90 W
14 015 069		14 015 200	
	Retiring cam type ASCO 110 V		Skate of cam ASCO
14 015 220		14 015 280	
Anti-slip Cam			
	Anti-slip cam Sodimas 48Vdc with 2 safety contacts VA6		Anti-slip cam 48Vdc progressive type VA6
14 050 040		14 050 030	
	Anti-slip cam bracket for type C (old model)		
14 050 045			

Door safety edge

124

(*) Presented photo



Item code	Designation	
Safety Edge		
16 700 868 EN	SODIMAS photocell barrier (SOD 619) Ø 9 mm - 81 light rays - Adjustable detection height - Supplied with universal support and 230 V AC amplifier unit	
16 700 620 EN	SODIMAS photocell barrier (SOD 620 MEMCO) Th. 10 mm - 81 light rays - Detection height adjustable - Supplied with universal support and 230 VAC amplifier unit ⁽¹⁾	
16 700 621	Set of universal RX/TX antennae Sod 620-1 Multi-connection NPN/PNP - NO/NC compatible ⁽¹⁾	

⁽¹⁾ Available from second quarter 2013







16 700 863	Spare control panel for safety edge 24 vdc (283 000) (Elite 618/648 / SOD 619)	
16 700 861	Spare control panel for safety edge 230 VAC (280 000) (Elite 618/648 / SOD 619) (*)	
16 700 864	Spare part - Elite 648 installation set only	
On request	MEMCO photocell barrier Panachrome green/red + unit (*)	

Door photocell		
14 008 100	Infra-red photocell transmitter/receiver 230Vac Thickness 6 mm (*)	
14 008 110	Infra-red photocell transmitter/receiver 24Vdc Thickness 6 mm	
14 008 120	Infra-red photocell double transmitter/receiver 230Vac Thickness 6 mm	
14 008 140	Spare transmitter only (black)	
14 008 145	Spare receiver only (grey)	


Interceptor		
Module allowing to detect a passenger inside the clear opening of the door		
14 008 200 EN	Interceptor + bracket (*)	
14 008 205 EN	Interceptor + car door bracket	
14 008 200	Mod interceptor only	
14 008 210	Interceptor board only	
14 008 215	Interceptor flush mounted support + bolts	
14 008 220	Interceptor sill support + nuts	

Emergency appliances



Charger

Item code		Item code	
	ARAL11 telephone battery back up 500mA - 0,7 A/h		Type ARAL 10 (1 output) 12V 0,6 A/h Ni/Cd
14 012 040		14 012 200	
	Type ARAL 64 (2 outputs) 12V 1,2 A/h Ni/Cd charger 70/110 mA		Charger + Sirene 6V 1,2 A/h
14 012 060		14 012 014	
	Type ARAL 7/1 (2 outputs) 6V 1,2 A/h Ni/Cd		Automatically regulated emergency power BSA 800 - 12 vdc - Designed for phone with 1AUTO output for emergency light
14 012 190		14 012 052	

Emergency light

	Independent supply 220Vac 1W 1 Hour Ni 54 x 54 mm		Power unit BSI 3400 12V 3.4 A/h with backup for LED and audio Sirene included and wiring set
16 414 099		14 012 450	
	Power unit 24 vdc 2,5 amp IP67		Surface mounted 230V 50lm 3 hours - LED
14 012 700		14 013 010	
	Emergency light Led 12V 1W hole ø 21 (battery not supplied)		Emergency power 2 outputs for halogene 7 A/h
16 414 090		14 012 500	













Sirene

	Electronic sirene 12Vdc 120db		Electronic sirene 6/12 Vdc 120db with light and text
14 012 300		14 012 250	

Inspection box and others

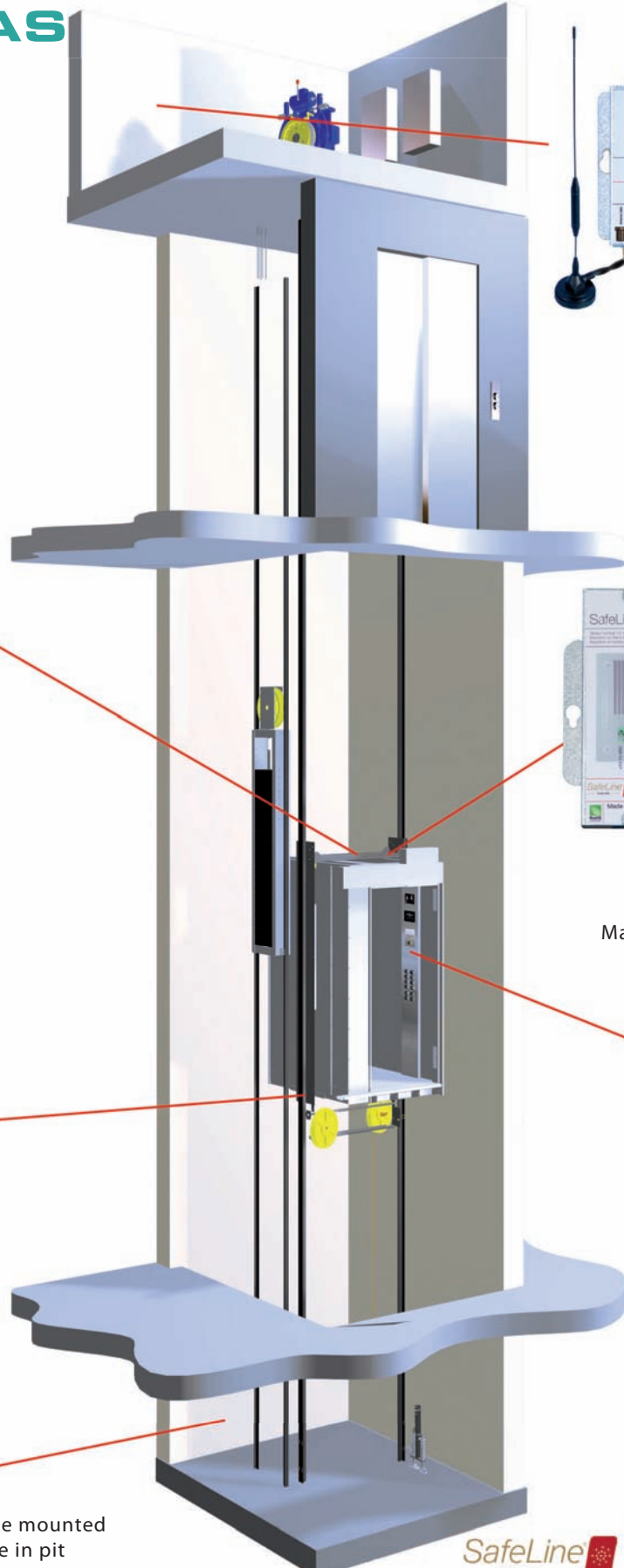
126

(*) Presented photo

	Item code		Item code	
	Complete maintenance box (black) - black lid - French power socket (magnetized)	14 006 820		Complete maintenance box (magnetized) French power socket
	Machine room reset box (magnetized)	14 006 890		Maintenance box (magnetized) pre-wired (1,5 m)
	STOP pit box 2NC	14 006 830		STOP pit box - French power socket - Luminous push button LED 220V
	Power socket for pit box - inspection	14 006 860		Contact NC (Pizzato) (*)
	Power socket Europe Shuko Dim 49440			Contact NO (Pizzato)
	Power Socket UK BS 1363			14 006 850
	Power Socket Switzerland SEV 6535			14 006 840
	Module LED 24 vdc for pit box	14 006 880		Module LED 220 vdc for pit box
	Module LED 220 vdc for pit box			14 006 870
	Inspection box 50 terminals	14 007 006		Push button telephone
				14 006 925

PRICE LIST 2013

Handfree intercom SAFELINE/ SODIMAS



GL5

Option GSM
four bands
Battery included

SL2

Three-way audio unit
PTSN / GSM

HL1

Magnetic loop amplifier
and antenna

LT STAT 05

Option under car unit

LT STAT COP

Micro + HP unit

LT STAT 05

Option surface mounted
telephone in pit

PRICE LIST 2013



Handfree intercom SAFELINE/SODIMAS

Complete telephone set	
Complying with EN81.28 and EN81-70	
Triphonic set including : control panel, car face plate, under car box with micro/speaker (with or without inductive loop)	

Item code			Item code	
SL2 complete telephone set 3 bands without inductive loop			SL2 complete telephone set 3 bands with inductive loop	
14 230 011			14 230 010	

Pièces de rechange - options



Item code	
Control panel SL2	
14 230 000	



Item code	
Connexion cable SL2 for car module, button and pictogram 81/70	
14 230 002	



In-car audio microphone + speaker unit module LT STAT COP	
14 230 001	



Under-car alarm button and audio microphone + speaker unit module LT STAT 05	
14 230 003	



Surface mounted telephone (pit function) MX2	
14 230 007	



Acoustic loop amplifier with car top antenna HL1	
14 230 004	



GSM Module for SL2 with antenna - Power supply. 230V Battery included GL5	
14 230 005	



Antenna 5 ml lead GSM	
14 230 006	

Handfree intercom SAFELINE/SODIMAS

Spare parts - options



<p>Automatically regulated emergency power BSA 800 - output constantly protected 12 vdc + auto per relay - Battery 0,8 A/H interchangeable - power supply 230 Vac - mechanical protection - Dim.: 100 x 100 x 50mm <i>Designed for phones with or without inductive loop (SL2)</i></p>	Item code	
	14 012 052	

Item code	
-----------	--



<p>Computer lead USB compatible USB for SL2 programming</p>	Item code	
	14 230 009	



Item code	
-----------	--

<p>Battery SAFELINE interchangeable 0,8 A/h for GL5 / BSA 800 / SLCC</p>	Item code	
	14 230 013	



<p>Call center SLCC SAFELINE</p>	Item code	
	14 230 008	



<p>Connection module kit * LT stat 05 in pit</p>	Item code	
	14 230 014	



<p>Boîtier GSM SIEMENS pour centrale d'appel SLCC SAFELINE</p>	Item code	
	14 230 012	

*Note : A kit is to add if the module LT STAT 05 14 230 003 is in the pit

Telephone kit **SL2** complete with induction loop incorporated in the stainless steel cover with or without 12 V LED emergency lighting, supplied with Mic + L/S under-car (or pit) module, emergency power **BSA 800**, plug-in wiring - Vandal-resistant

Designation	Item code	
Complete telephone kit with LED emergency lighting	14 230 015 EN	
Complete telephone kit without emergency lighting	14 230 016 EN	



Intercom AMPHITEC

The wiring system is based on two wires technology

Item code		Item code	
-----------	--	-----------	--

Car



Intercom car module 2 wires MIC21T	
16 400 001	



Stainless steel face plate 80 x 250 mm + module MIC21T + U36 key switch	
16 020 154 EN	



Stainless steel face plate 80 x 250 mm + module MIC21T	
16 020 155 EN	

Motor room / switchboard



Standard face plate MIM28 (to be used with MIC21T only)	
16 400 002	




Handset motor room/switchboard MIG28 (up to 6 cars to be used over 2 modules)	
16 400 004	


Palier



Fireman box stainless steel 80 x 250 mm MIP28F	
16 400 005	



Glass spare fireman box	
16 400 007	



Autonomous power supply 12Vdc for 3 modules special intercom	
16 400 006	

PRICE LIST 2013

Handfree intercom AMPHITEC



PTU 80-V4 series	
Three-way audio kit including : Remote electronics with amplifier and integral inductive loop. Mic + cabin speaker module (on cabin and sub-cabin). Wire antenna - Plug-in cable for SODIMAS button with LED 81-70.	

Designation	Item code	
With amplifier and inductive loop	12 231 012	
As above without inductive loop	12 231 011	

Item code	
-----------	--



Pit phone PTU 80 V2 PIT	
12 218 180	

Item code	
-----------	--

Item code	
-----------	--

Spare Parts



Remote electronics PTU 80 V4 Amplifier + inductive loop	
12 231 014	



Remote electronics PTU 80 V4 without loop amplifier	
12 231 013	



Plug-in wiring for SODIMAS push buttons with Microphone + Speaker module	
12 231 015	



Sub-cabin Microphone + Speaker module and cables	
12 231 022	



Wire antenna on car top for inductive loop	
12 218 530	



Telephone St/St face plate Demon push button 81/70 (tel. to be added)	
16 020 408	



Telephone St/St face plate with LED emergency light Demon push button 81/70 (tel. to be added)	
16 020 409	

Handfree intercom MICOME

132

Integrated type

Complying with EN81.28 and EN81-70

 Triphonic set including :
 control panel, car face plate, under car box with micro/speaker

Item code			Item code	
Three-way audio kit 204 EU with microphone and speaker in car, with wiring for SODIMAS case 81/70			Three-way audio kit 204 EU with microphone only in car, with wiring for SODIMAS case 81/70	
12 230 022 EN			12 230 023 EN	

Spare parts



Item code	
Control panel 204	
12 230 020	



Item code	
Car panel 2030S with micro	
12 230 021	



Car panel 2031S with SODIMAS micro + speaker + wiring...	
12 230 022	



Box under car with micro + push button	
12 230 023	



Pit phone 207 EU	
On request	



Inductive loop amplifier 2100 + wire antenna P2	
12 218 515	

Load weighting device on ropes

Advantage :
 Small size individual cell
 Reliable and accurate in course of time
 Calibration and adjustment without additional weight on site
 Specific chart for the balance of the ropes and signalisation of the strenght of each rope

Specification :
 24Vdc power supply
 Capacity : 2 to 8 ropes, 8 to 16 mm diametre, load per rope from 600 to 1600 Kgs
 3 outputs relay : non-stop, overload
 Locking weight entry

Material :

Item code
Control panel 24Vdc VK Omega - ropes
16 610 100






Item code	Price €
Set of cell for 3 ropes (ø 8 to 10)	Set of cell for 3 ropes (Ø 11 à 13)
16 610 113	16 610 112
Set of cell for 4 ropes (ø 8 to 10)	Set of cell for 4 ropes (Ø 11 à 13)
16 610 110	16 610 111
Set of cell for 5 ropes (Ø 8 à 10)	Set of cell for 5 ropes (Ø 11 à 13)
16 610 116	16 610 117
Set of cell for 2 ropes (Ø 8 à 10)	Mounting tool for cell into the rope
16 610 118	16 610 200 7
Set of cell for 2 ropes (Ø 11 à 13)	
16 610 122	

Load weighting device for other assembly



(*) Presented photo

Item code	Item code
-----------	-----------





FIXING UNDERNEATH CAR OR FIXED POINT

	Control panel 220 Vac fixed point weighting Sodiciel/Vmotion		Set of 4 detectors 800Kgs/per unit
14 030 079		16 610 115	
	Fixed point cell Sodiciel/Vmotion		
11 030 069			



YOKE MOUNTING

	Load device power supply board LMX-BOX for crossbeam sensor		Crossbeam sensor
16 700 101		16 700 111	

DISPLAY

	Stainless steel face plate 185 x 105 mm standard display		Progressive indicator with buzzer for control panel VK
16 020 135		16 700 115	
	Aluminium face plate 200 x 80 mm display 54 x 54 mm		Overload display and buzzer
16 020 540		16 500 026	
	In stainless steel(*)		
16 020 541			

MECHANICAL WEIGHTING DEVICE

	Wired micro-switch F182 on extended bolt		Micro-switch Sodiciel
14 006 001		14 006 020	

PRICE LIST 2013

Door toe guard

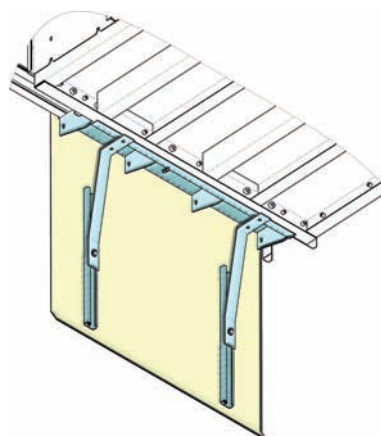
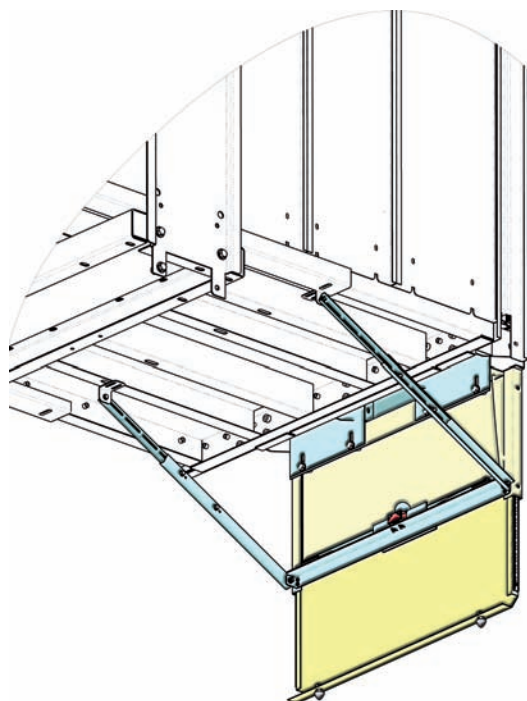
Item code	
Galvanized	
Door toe guard for C.O. 700 mm (H = 750 mm)	
05 020 036 EN	
Door toe guard for C.O. 800 mm (H = 750 mm)	
05 010 037 EN	

Item code	
Galvanized	
Door toe guard folding in 2 parts for C.O. 700 mm with shunt set	
08 120 700 EN	
Door toe guard folding in 2 parts for C.O. 800 mm with shunt set	
08 120 800 EN	

Stainless Steel	
Door toe guard folding in 2 parts for C.O. 700 mm with shunt set	
08 120 700 IPEN	
Door toe guard folding in 2 parts for C.O. 800 mm with shunt set (stop V)	
08 120 800 IPEN	

**Others sizes on request
(see next page)**

Folded steel plate : 551 mm

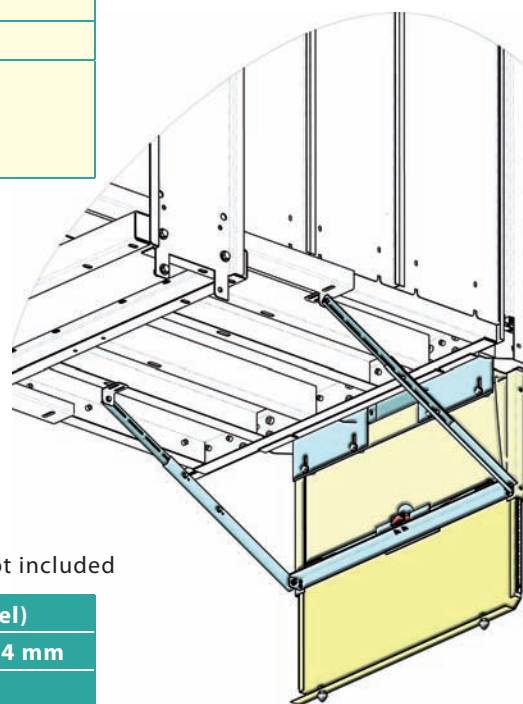


Door toe guard

136

Galvanized finish			
Dim. plate folded back	551 mm	455 mm	374 mm
Price €			
C.O.	2 parts	3 parts	4 parts
500/550			
600			
650			
700	(price p.135)		
750			
800	(price p.135)		
850			
900			
950			
1000			
1050			
1100			
1150			
1200			
1250			
1300			
1350			
1400			

Nota :
Short circuit set not included



Stainless finish (Polished or engraved stainless steel)			
Dim. plate folded back	551 mm	455 mm	374 mm
Price €			
C.O.	2 parts	3 parts	4 parts
500/550			
600			
650			
700	(price p.135)		
750			
800	(price p.135)		
850			
900			
950			
1000			
1050			
1100			
1150			
1200			
1250			
1300			
1350			
1400			



Nota :
Short circuit set not included

Item code	
Toe guard contact assembly kit	
05 000 005 EN	

Parapet balustrade folding

Item code	
200 < D < 850 parapet balustrade folding (with bolts & nuts & 2 contacts) H : 700 mm L : for 800 to 1430 mm	
12 232 910	

Item code	
D > 850 parapet balustrade folding (with bolts & nuts & 2 contacts) H : 1 100 mm L : for 800 to 1430 mm	
12 232 920	



Tools

138

	<table border="1"> <thead> <tr> <th>Item code</th> <th></th> </tr> </thead> <tbody> <tr> <td>Hoist gear 250 Kgs</td> <td></td> </tr> <tr> <td>01 800 200</td> <td></td> </tr> </tbody> </table>	Item code		Hoist gear 250 Kgs		01 800 200			<table border="1"> <thead> <tr> <th>Item code</th> <th></th> </tr> </thead> <tbody> <tr> <td>Electronic tensionmeter</td> <td></td> </tr> <tr> <td>01 700 050</td> <td></td> </tr> </tbody> </table>	Item code		Electronic tensionmeter		01 700 050	
Item code															
Hoist gear 250 Kgs															
01 800 200															
Item code															
Electronic tensionmeter															
01 700 050															
	<table border="1"> <tbody> <tr> <td>Screw pull stopper FF360 set</td> <td></td> </tr> <tr> <td>02 360 250</td> <td></td> </tr> </tbody> </table>	Screw pull stopper FF360 set		02 360 250			<table border="1"> <tbody> <tr> <td>Cleaner stopper FF360 set</td> <td></td> </tr> <tr> <td>02 360 260</td> <td></td> </tr> </tbody> </table>	Cleaner stopper FF360 set		02 360 260					
Screw pull stopper FF360 set															
02 360 250															
Cleaner stopper FF360 set															
02 360 260															
	<table border="1"> <tbody> <tr> <td>Screw pull stopper FF650 set</td> <td></td> </tr> <tr> <td>02 360 265</td> <td></td> </tr> </tbody> </table>	Screw pull stopper FF650 set		02 360 265			<table border="1"> <tbody> <tr> <td>Cleaner stopper FF650 set</td> <td></td> </tr> <tr> <td>02 360 270</td> <td></td> </tr> </tbody> </table>	Cleaner stopper FF650 set		02 360 270					
Screw pull stopper FF650 set															
02 360 265															
Cleaner stopper FF650 set															
02 360 270															
	<table border="1"> <tbody> <tr> <td>1 Kg soap ARMAGEL</td> <td></td> </tr> <tr> <td>20 300 650</td> <td></td> </tr> </tbody> </table>	1 Kg soap ARMAGEL		20 300 650			<table border="1"> <tbody> <tr> <td>Box of 10 bags of rubble</td> <td></td> </tr> <tr> <td>20 300 696</td> <td></td> </tr> </tbody> </table>	Box of 10 bags of rubble		20 300 696					
1 Kg soap ARMAGEL															
20 300 650															
Box of 10 bags of rubble															
20 300 696															
	<table border="1"> <tbody> <tr> <td>Box of 80 mandarin fraganced wipes</td> <td></td> </tr> <tr> <td>20 300 693</td> <td></td> </tr> </tbody> </table>	Box of 80 mandarin fraganced wipes		20 300 693			<table border="1"> <tbody> <tr> <td>1 Kg color rags</td> <td></td> </tr> <tr> <td>20 300 698</td> <td></td> </tr> </tbody> </table>	1 Kg color rags		20 300 698					
Box of 80 mandarin fraganced wipes															
20 300 693															
1 Kg color rags															
20 300 698															
	<table border="1"> <tbody> <tr> <td>Grease cleaner SODICLEAN (5 L)</td> <td></td> </tr> <tr> <td>20 300 005</td> <td></td> </tr> </tbody> </table>	Grease cleaner SODICLEAN (5 L)		20 300 005			<table border="1"> <tbody> <tr> <td>Pair of Venitex handling gloves</td> <td></td> </tr> <tr> <td>20 300 695</td> <td></td> </tr> </tbody> </table>	Pair of Venitex handling gloves		20 300 695					
Grease cleaner SODICLEAN (5 L)															
20 300 005															
Pair of Venitex handling gloves															
20 300 695															
			<table border="1"> <tbody> <tr> <td>46 Spanner</td> <td></td> </tr> <tr> <td>20 000 200</td> <td></td> </tr> </tbody> </table>	46 Spanner		20 000 200									
46 Spanner															
20 000 200															

PRICE LIST 2013

Tools

	<table border="1"> <thead> <tr> <th>Item code</th> <th></th> </tr> </thead> <tbody> <tr> <td>Spray jamming cleaner WD40 500 ml</td> <td></td> </tr> <tr> <td>20 400 000</td> <td></td> </tr> </tbody> </table>	Item code		Spray jamming cleaner WD40 500 ml		20 400 000			<table border="1"> <thead> <tr> <th>Item code</th> <th></th> </tr> </thead> <tbody> <tr> <td>Spray contact cleaner</td> <td></td> </tr> <tr> <td>20 400 120</td> <td></td> </tr> </tbody> </table>	Item code		Spray contact cleaner		20 400 120	
Item code															
Spray jamming cleaner WD40 500 ml															
20 400 000															
Item code															
Spray contact cleaner															
20 400 120															
	<table border="1"> <tbody> <tr> <td>Spray paint 400 ml galva dull</td> <td></td> </tr> <tr> <td>20 400 010</td> <td></td> </tr> </tbody> </table>	Spray paint 400 ml galva dull		20 400 010			<table border="1"> <tbody> <tr> <td>Spray paint 400 ml white shiny</td> <td></td> </tr> <tr> <td>20 400 030</td> <td></td> </tr> </tbody> </table>	Spray paint 400 ml white shiny		20 400 030					
Spray paint 400 ml galva dull															
20 400 010															
Spray paint 400 ml white shiny															
20 400 030															
	<table border="1"> <tbody> <tr> <td>Spray paint 400 ml galva shiny</td> <td></td> </tr> <tr> <td>20 400 020</td> <td></td> </tr> </tbody> </table>	Spray paint 400 ml galva shiny		20 400 020			<table border="1"> <tbody> <tr> <td>Spray paint 400 ml yellow safety</td> <td></td> </tr> <tr> <td>20 400 070</td> <td></td> </tr> </tbody> </table>	Spray paint 400 ml yellow safety		20 400 070					
Spray paint 400 ml galva shiny															
20 400 020															
Spray paint 400 ml yellow safety															
20 400 070															
	<table border="1"> <tbody> <tr> <td>Spray paint 400 ml black shiny</td> <td></td> </tr> <tr> <td>20 400 040</td> <td></td> </tr> </tbody> </table>	Spray paint 400 ml black shiny		20 400 040			<table border="1"> <tbody> <tr> <td>Spray paint 400 ml black glazed</td> <td></td> </tr> <tr> <td>20 400 050</td> <td></td> </tr> </tbody> </table>	Spray paint 400 ml black glazed		20 400 050					
Spray paint 400 ml black shiny															
20 400 040															
Spray paint 400 ml black glazed															
20 400 050															
	<table border="1"> <tbody> <tr> <td>Spray paint 400 ml blue RAL 5019</td> <td></td> </tr> <tr> <td>20 400 060</td> <td></td> </tr> </tbody> </table>	Spray paint 400 ml blue RAL 5019		20 400 060			<table border="1"> <tbody> <tr> <td>Spray paint 400 ml grey</td> <td></td> </tr> <tr> <td>20 400 080</td> <td></td> </tr> </tbody> </table>	Spray paint 400 ml grey		20 400 080					
Spray paint 400 ml blue RAL 5019															
20 400 060															
Spray paint 400 ml grey															
20 400 080															
	<table border="1"> <tbody> <tr> <td>Spray paint 250 ml yellow + flat brush 8 mm</td> <td></td> </tr> <tr> <td>20 000 040</td> <td></td> </tr> </tbody> </table>	Spray paint 250 ml yellow + flat brush 8 mm		20 000 040			<table border="1"> <tbody> <tr> <td>Stainless steel cleaner Clean'ox + refill 500ml</td> <td></td> </tr> <tr> <td>20 000 050</td> <td></td> </tr> </tbody> </table>	Stainless steel cleaner Clean'ox + refill 500ml		20 000 050					
Spray paint 250 ml yellow + flat brush 8 mm															
20 000 040															
Stainless steel cleaner Clean'ox + refill 500ml															
20 000 050															
	<table border="1"> <tbody> <tr> <td>Fire-resistant absorbant Pyrosol (45 L)</td> <td></td> </tr> <tr> <td>20 000 030</td> <td></td> </tr> </tbody> </table>	Fire-resistant absorbant Pyrosol (45 L)		20 000 030			<table border="1"> <tbody> <tr> <td>Guide Rail cleaner set (cleaning clothes, cleaning product for rails and plumbing line for rail)</td> <td></td> </tr> <tr> <td>06 001 500</td> <td></td> </tr> </tbody> </table>	Guide Rail cleaner set (cleaning clothes, cleaning product for rails and plumbing line for rail)		06 001 500					
Fire-resistant absorbant Pyrosol (45 L)															
20 000 030															
Guide Rail cleaner set (cleaning clothes, cleaning product for rails and plumbing line for rail)															
06 001 500															

 **FIXTURES**

PRICE LIST 2013





Buttons
Description
Micro-switch push button - Contact max. 50mA for call push button
Illuminated Blue LED 24 VDC 15mA - LED surround for Angel and Cyntra push button, central LED for Demon type - polycarbonate diffuser
Stainless steel body and push button with push stop for Demon type (vandal-resistant)
Stainless steel cover for Angel and Cyntra push button
Synia identification in Zamac - Fitted by 2 rigid studs and glued - Black or chrome color
Cyntra identification in polycarbonate
Evolya cover in Zamac - White enamel number
Connection by JST type connector, cable supplied

EVOLYA

SYNIA

CYNTRA



Angel



Demon



CYNTRA



Indicators
Blue LCD technology



Display 3'

Screen : 70 x 42 mm
Recess mounted
3-wire protocol D01 / SAF
Position, direction, logo
Speaker output - 3-tone GONG
Overload
Configurable
Number of pixels : 128 x 64



Display 4'

Screen : 88 x 47 mm
Horizontal or vertical position
Dowel fixation
3-wire protocol D01 / SAF
Position, direction, logo
Voice annunciator
Speaker output - 3-tone GONG
Overload
Configurable
Number of pixels : 240 x 188



Display 6"

Screen : 164 x 120 mm
Dowel fixation
3-wire protocol D01 / SAF
Position, direction, logo
Voice annunciator
Speaker output - 3-tone GONG
Overload
Configurable
Number of pixels : 320 x 240



Display 7" WIDE

Screen : 152 x 92 mm
Dowel fixation
3-wire protocol D01 / SAF
Position, direction, logo, picture
Separated voice announcer with HP output
Vocal, 3-tone GONG, Overload, music
Configurable
Number of pixels : 800 x 480
65 000 colors

For all indicators : - Polycarbonate protection as standard and Stadip 33.1 glass in vandal-resistant
- Not compatible with DO1 protocole of NG01 controller



Indicators

Dot matrix Technology

TFT technology : LCD-based - 256 colours



Display 2"

Screen : 45 x 28 mm vertical
 Dot matrix indication
 Blue square dot
 3-wire protocol D01 / SAF
 Function either floor indicator
 or arrows following
 switch configuration
 Without GONG without voice
 annunciator
 Reference : - 9 à 29
 77 pixels 3 mm



Display 6"
Background and characters in colour

Screen : 164 x 120 mm
 Dowel fixation
 3-wire protocol D01 / SAF
 Position direction, logo
 Voice annunciator
 Speaker output - 3-tone GONG
 Overload
 Configurable
 Number of pixels : 320 x 240

PRICE LIST 2013

For all indicators : - Polycarbonate protection as standard and Stadip 33.1 glass in vandal-resistant
 - Not compatible with DO1 protocole of NG01 controller




7-inch backlight load and instruction indicator



White LED screen
High definition colour projection directly on polycarbonate protective screen
(or Stadip 33.1 glass in vandal-resistant version)

PRICE LIST 2013

Automatic pictograms for LCD indicators



Universal car and landing Car Operating Panel - Stock



Basis description	
Complying with EN81-70	
Brushed stainless steel face plate 30/10th with rounded angles Assembling to be fitted on face with vandal-resistant screws supplied (EVOLYA Démon face plate)	
Buttons equipment : floors (1NO) with green surface for the main floor, re-opening, bell (1NO or 1NF) with green/yellow Leds 81-28	
Accessories : 4 inch blue display with speech synthesis integrated 3 threads, emergency lighting (LED 12v), Load engraving plate on 7" vertical blank backlight*. Intercom and telephone rewiring. Supplied with: complete 3-wire universal encoder kit (1 encoder unit, 2 magnetic fingers, 1 finger support, 1 220/24VDC stabilised power supply, 24 magnets, 1 installation document). Rear flush mounted box	
Pre-wiring : Buttons prewired on universal rear board with recording beep. Recapture on connector with screw.	

Plastron EVOLYA Démon anti-vandale			
	Levels	Item code	
180 x 900 mm	2	16 018 002	
	3	16 018 003	
	4	16 018 004	
	5	16 018 005	
	6	16 018 006	
	7	16 018 007	
	8	16 018 008	
	9	16 018 009	
240 x 900 mm	10	16 018 010	
	11	16 018 011	
	12	16 018 012	
	13	16 018 013	
	14	16 018 014	
	15	16 018 015	

* : Instructions to be given with order

Option	
Indicator light flicker prevention cable	



EVOLYA Demon landing box Up arrow Dim. : 68 x 185 mm with universal box + cables Stud fixing	
16 018 068	
Dim. : 105 x 185 mm	
16 018 105	



EVOLYA Demon landing box Down arrow Dim. : 68 x 185 mm with universal box + cables Stud fixing	
16 018 069	
Dim. : 105 x 185 mm	
16 018 106	

**IMPORTANT : Those buttons only function with a microprocessor controller.
For relay controllers, allow for a 12 to 48V indicator lamp relay.**

Universal car and landing Car Operating Panel - Stock




Basis description	
Complying with EN81/70	
Brushed stainless steel face plate 30/10th with rounded angles. Assembling to be fitted on face with screws supplied (CYNTRA Angel face plate)	
Buttons equipment : floors (1NO) with green surface for the main floor, re-opening, bell with green/yellow Leds 81.28	
Accessories : 4 inch blue display with speech synthesis integrated 3 threads, emergency lighting (LED 12v), load engraving plate on 5" vertical blank backlight*. Intercom and telephone prewiring. Supplied with: complete 3-wire universal encoder kit (1 encoder unit, 2 magnetic fingers, 1 finger support, 1 220/24VDC stabilised power supply, 24 magnets, 1 installation document). Rear flush mounted box	
Pre-wiring : Buttons prewired on universal rear board with recording beep. Recapture on connector with screw.	

* : Instructions to be given with order

CYNTRA face plate 130 x 900 mm		
Levels	Item code	
2	16 013 002	
3	16 013 003	
4	16 013 004	
5	16 013 005	

CYNTRA face plate 130 x 900 mm		
Levels	Item code	
6	16 013 006	
7	16 013 007	
8	16 013 008	

Option	
Indicator light flicker prevention cable	



Item code	
CYNTRA landing box Dim. : 48 x 185 mm with universal box + cables Stud fixing	
16 018 048	



Item code	
Button flicker prevention cable, length 1 metre	
14 200 520	

**IMPORTANT : Those buttons only function with a microprocessor controller.
For relay controllers, allow for a 12 to 48V indicator lamp relay.**



Inclined 4 inch LCD display box SAF ATV without L/S Screw fixing Dim. : 178 x 130 mm	
16 018 178	



2 inch LCD display cover SAF ATV without L/S Stud fixing Dim. : 58 x 185 mm	
16 018 058	



Landing box LCD display 4 inch SAF without HP Screw fixing Dim. : 100 x 195 mm	
16 018 195	

STANDARD car operating panel EVOLYA



Basis description	
Complying with EN81/28 and EN81/70	EVOLYA serie
Brushed stainless steel face plate 30/10th with rounded angles. Assembling to be fitted on face with vandal-resistant screws supplied.	
Buttons equipment : floors (1NO) with green surface for the main floor, re-opening (1NO or 1NF), bell (1NO or 1NF) with green/yellow Leds, 2 holes covers in case of future modifications (key switch, closing...)	
Accessories : pre fitted intercom and telephone, 4 inch blue display with speech synthesis integrated 3 threads, emergency lighting (LED 12v), Load indication by colour backlight	
Pre-wiring : Pre-wired push button with rear board.	

Levels	Dimensions (mm)	Basis price €	
		Standard button ANGEL	Vandal resistant DEMON
2	180 x 900 2 rows		
3			
4			
5			
6			
7			
8			
9			
10			
11		240 x 900 3 rows	
12			
13			
14			
15			

Variants	Price €	
Designation	ANGEL	DÉMON
SAFELINE three-phonc telephone SL2 with magnetic shield		
Car interphone MIC21		
European key switch cylinder adaptation		
Key switch 1 pos./2 way out or 2 pos. / 2 way out		
Rear flush mounted box for cover 180 x 900 mm & 240 x 900 mm		

PRICE LIST 2013

Note : For NG120, SC4/30, Quick Install, NG240 controllers.

STANDARD car operating panel CYNTRA

150



Basis description

Complying with EN81/28 and EN81/70 **CYNTRA serie**

Brushed stainless steel face plate 30/10th with rounded angles
Assembling to be fitted on face

Buttons equipment : floors (1NO) with green surface for the main floor, re-opening (1NO or 1NF), bell (1NO or 1NF) with green/yellow Leds

Accessories : pre fitted intercom and telephone, 4 inch blue display with speech synthesis integrated 3 threads, emergency lighting (LED 12v), Load indication by colour backlight

Pre-wiring :

Pre-wired push button with rear board. Recapture on connector with screw

Levels	Dimensions (mm)	Basis price €
2	130 x 900	
3		
4		
5		
6		
7		
8		
9		
10		
11		
12		

Variants	Price €	
Designation	ANGEL	DÉMON
SAFELINE three-phonon telephone SL2 with magnetic shield		
Car interphone MIC21		
European key switch cylinder adaptation		
Key switch 1 pos./2 way out or 2 pos. / 2 way out		
Rear flush mounted box for cover 130 x 900 mm		

Note : For NG120, SC4/30, Quick Install, NG240 controllers.

Tailor made car operating panel





Basis description	
Complying with EN81/28 and EN81/70	EVOLYA, SYNIA or CYNTRA series
Brushed stainless steel face plate 30/10th rounded angles. Assembling to be fitted on face (screws supplied with inserts)	
Buttons equipment : floors (1NO) with green surface for the main floor, re-opening, bell (1NO or 1NF) with green/yellow Leds	
Accessories : pre fitted intercom and telephone, 4 inch blue display with speech synthesis integrated 3 threads (NG120 - QI)*, emergency lighting (LED 12v), Load indication by colour backlight.	
Pre-wiring : Pre-wired push button with rear board. Recapture on connector with screw.	

Levels	Basis price €	
	ANGEL	DÉMON
2		
3		
4		
5		
6		
7		
8		
9		
10		
11		
12		

Levels	Basis price €	
	ANGEL	DÉMON
13		
14		
15		
16		
17		
18		
19		
20		
21		
22		
23		
24		

Finitions



Options	Price €
AMPHITEC three-phonc telephone PTU 80-V4 with magnetic shield	
SAFELINE three-phonc telephone SL2 with magnetic shield	
MICOME three-phonc telephone TMR 204 with magnetic shield	
Car intercom 2 wires MIC21	
European key switch cylinder adaptation	
Key switch 1 pos./2 way out or 2 pos. / 2 way out	
Extra price blue LCD display 6 inch	
Extra price color TFT 7 inch WIDE display with voice synthesizer	
Discount for 3-inch LCD indicator (without voice synthesizer)	
- Engraving on face plate (load, logo, floor, etc.) - Width < 115 mm - Special face plate size - Adaptable for various components	
Finish option (on request)	Price €
- Mirror polish stainless steel chrome colour - Mirror polish stainless steel black colour - Mirror polish stainless steel gold colour - Brushed stainless steel gold colour	

Note : Depending on face plate size and the selected finish, please check with us to ensure that this combination is available.

Note : For NG120, SC4/30, Quick Install, NG240 controllers

Standard full height COP

152


 COP 1900 mm
 with additional plate


Basis description	
Complying with EN81/28 and EN81/70	EVOLYA serie
Folding COP in stainless steel - Width : 220 mm Installation: supplied with lower and upper fixtures. Face mounted on existing panel. 3 types : <ul style="list-style-type: none"> - Full height standard 2130mm (add up or cut by job) - Height 1900 mm with cover strip - Half height face COP 1060 mm 	
Buttons equipment : floors (1NO) with green surface for the main floor, re-opening, bell with green/yellow LEDs. 6-inch LCD display (Height : 2130/1900 mm) with voice synthesizer - luminous instruction plate	
Pre-wiring : Pre-wired push button with rear board, with recording BEEP. Recapture on connector with screw.	

Half height COP (4" indicator)

Level	Basis price €		Level	Basis price €	
	ANGEL	DÉMON		ANGEL	DÉMON
	Width 220 mm			Width 220 mm	
2			13		
3			14		
4			15		
5			16		
6			17		
7			18		
8			19		
9			20		
10			21		
11			22		
12			23		
			24		

Price reduction if half height COP



PRICE LIST 2013

Angel

Démon


Options	Price €	
	ANGEL	DÉMON
Extra price color TFT 7 inch WIDE display with voice synthesizer integrated (Non-standard column)		
SAFELINE three-phonc telephone SL2 with magnetic shield		
Key switch lighting, 2 positions 1 withdrawal or 2 positions 2 withdrawals		
Car intercom 2 wires MIC21		
Lighting bright side LED		
Set of side panel trim to finish the wall (except for 1950 mm COP with cap).		
Aluminum profile round type		
Width unlisted		
Engraved stainless steel column		

Note : For NG120, SC4/30, Quick Install, NG240 controllers

SODIMAS design - Photos and illustrations not contractuels - Modification without prior notice


Full height COP in mirror stainless steel (chrome- gold- black colour)

153



Basis description	
Complying with EN81/28 and EN81/70 EVOLYA , SYNIA or CYNTRA series	
Folding COP in mirror stainless polish mirror black colour - Width : 220 mm. Installation: supplied with lower and upper fixtures. Face mounted on existing panel. Two heights : - Under car height, Height : 2130 mm - with chromed cap 1900 mm standard height	
Buttons equipment : floors (1NO) with green surface for the main floor, re-opening, bell with green/yellow LEDs. 6-inch LCD display with voice synthesizer - luminous instruction plate	
Pre-wiring : Pre-wired push button with rear board, with recording BEEP. Recapture on connector with screw.	

Level	Basis price €		Level	Basis price €	
	ANGEL	DÉMON		ANGEL	DÉMON
	Width 220 mm			Width 220 mm	
2			13		
3			14		
4			15		
5			16		
6			17		
7			18		
8			19		
9			20		
10			21		
11			22		
12			23		
			24		



4

Options	Price €	
	ANGEL	DÉMON
Extra price color TFT 7 inch WIDE display		
AMPHITEC three-ponic telephone PTU 80-V4 with magnetic shield - EN 81/28 pictogram		
SAFELINE three-ponic telephone SL2 with magnetic shield		
MICOME three-ponic telephone TMR 204 with magnetic shield - EN 81/28 pictogram		
Key switch lighting, 2 positions 1 withdrawal or 2 positions 2 withdrawals		
Car intercom 2 wires MIC21		
Lighting bright side LED		
Set of side panel trim to finish the wall (except for 1950mm COP with cap).		
Width unlisted		

Note : For NG120, SC4/30, Quick Install, NG240 controllers

SODIMAS design - Photos and illustrations not contractuels - Modification without prior notice

PRICE LIST 2013

Car push button in retro brass colour




Basis description

Complying with EN81/28 and EN81/70 EVOLYA or CYNTRA series
Lacquer polished brass face plate 30/10 th. . Assembling to be fitted on face (golden screws supplied with inserts)
Buttons equipment : floors (1NO) with green surface for the main floor, re-opening (1NO or 1NF), bell (1NO or 1NF) with green/yellow Leds, emergency lighting (Led 12v). 3 inchs blue LCD indicator
Pre-wiring : Pre-wired push button with rear board with recording BEEP. Recapture on connector with screw.

Brass landing box	
1 button	
2 buttons	

Note : Cable + connection box is extra (see pages 152-153)



Inclined display box gold finish, display 3 inches	
--	--

Vandal-resistant brass screw	
Vandal-resistant brass dome-headed screw M4 x 20	

Levels	Dimensions	
2	Tailor made (Height maxi 1050 mm)	
3		
4		
5		
6		
7		
8		
9		
10		
11		
12		

Options

LCD display 4 inch with synthesis speech integrated	
AMPHITEC three-phonic telephone PTU 80-V4 with magnetic shield	
SAFELINE three-phonic telephone SL2 with magnetic shield	
MICOME three-phonic telephone TMR 204 with magnetic shield	
Bi-colour warning light button size for floor or over load	
Key switch lighting, 2 positions 1 withdrawal or 2 positions 2 withdrawals	
Car intercom 2 wires MIC21	
Full information on 5 inch back light (Carrying capacity, logo, tel, etc.)	
Engraving rated load, Number of persons, No of the lift	
Engraving name and logo	
Engraving no smoking logo	
Level engraving on face plate (by level)	
Without emergency lighting	

PRICE LIST 2013



Horizontal car push button XL

Basis description
Complying with EN81/28 and EN81/70 - Annexe G CYNTRA XL serie (Braille buttons)
Push button face plate in brushed stainless steel grain 220mm Surface mounted supplied with vandal-proof nuts and bolts
Buttons equipment : floors (1NO) with green surface for the main floor, re-opening (1NO or 1NF), bell (1NO or 1NF), alarm-phone indicator light with pictogramm, LED 24 vdc yellow/green (negative common) - LCD display 4 inches with voice annunciator and integrated gong (autonomous function compatible kit). Backlight 5 inches
Connection : Buttons, display, accessories on screw terminal
Accessories : LED emergency lighting Ø 21 mm (separated)



Levels	Dimensions	
2	Standard L 800 x H 252,3 x P100 mm	
3		
4		
5		
6		
7		
8		
9		
10		



Options	
SAFELINE three-phonix telephone SL2 with magnetic shield	
Key switch lighting, 2 positions 1 withdrawal or 2 positions 2 withdrawals	
Setting beep for car button registration	
Added value for non standard dimension	



Wall-mounted landing box	
1 button	

Option	
Registration beep	

IMPORTANT : Those buttons only function with a microprocessor controller.
 For relayed controllers, a relay will be needed.

SODIMAS design - Photos and illustrations not contractuels - Modification without prior notice

Landing push button

156

Brushed stainless steel face plate adapted for assembling in fitting.

- Rounded angles-Back
- protection hood water drop type rubber- call
- button 1 contact NO blue LED 24V
- Connection by JST connector with cable 0.75 mm supplied (junction box extra)



Number of buttons	Face plate dimensions (L x H) mm	Marking	Fixation	Price €	
				ANGEL	DEMON
1	68 x 185 85 x 185 105 x 185	EVOLYA	Screw or dowel		
2	68 x 185 85 x 185 105 x 185	EVOLYA			
1	85 x 185	EVOLYA + 2 inch mini backlight			

Number of buttons	Face plate dimensions (L x H) mm	Marking	Fixation	Price €
				CYNTRA
1	48 x 185 58 x 185 85 x 185	CYNTRA (without beep)	Screw or dowel	
2	58 x 185			
1	58 x 185	CYNTRA + 2 inch display		

Number of buttons	Face plate dimensions (L x H) mm	Marking	Fixation	Price €	
				ANGEL	DÉMON
1	58 x 185	SYNIA	Screw or dowel		

Wall-mounted landing box thickness 25 mm - 1.5 mm brushed stainless plate

Invisible box mounting, on wall-mounted plate

Button 1 NO LED blue 24 V DC.

Connection by JST connector with cable 0.75 mm supplied (junction box extra)

Number of buttons	Face plate dimensions (L x H) mm	Marking	Fixation	Price €	
				ANGEL	DÉMON
1	85 x 185	EVOLYA	Wall mounted		
2					
1	85 x 185	EVOLYA + 2 inch display			

OPTIONS	Price €	
	ANGEL	DÉMON
Extra price for non-standard sizes		
Concrete box		
Key switch lighting, 2 pos.1withdrawal or 2 pos. 2withdrawals		
Backlit logo, mini 2 inch back light		
Logo engraving on stainless steel		
Finish option (on request)	Price €	
- Mirror polish stainless steel chrome colour - Mirror polish stainless steel black colour - Mirror polish stainless steel gold colour - Brushed stainless steel gold colour		

Landing displays controllers SODIMAS



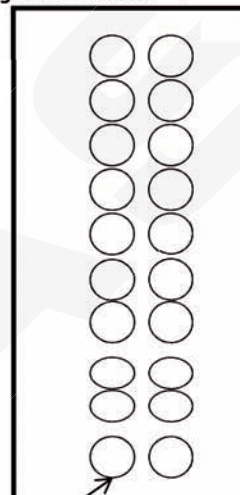
Displays		Standard	Vandal-resistant	
		Price €		
Flush mounted box 185 x 85 mm - 25 mm thickness with 2" indicateur blue dot matrix Stadip glass 22.1 (vandal resistant)				
Inclined St/St box with 3" LCD indicator. Stadip glass 33/1 (vandal resistant) Size : 178 x 130 mm				
Inclined St/St box with arrows 180° bicolor + Gong - Size : 178 x 130 mm				
Inclined display box 4 inches. Stadip 321 glass (ATV) Dimension : 178 x 130 mm				
Displays	Horizontal		Vertical	
	Standard	Vandal-resistant	Standard	Vandal-resistant
Dimensions (mm)	Price €		Price €	
Dot matrix 2 inch			58 x 185	58 x 185
	185 x 125	185 x 125	105 x 185	115 x 185
LCD 3 inch				
	195 x 100	195 x 100	100 x 195	100 x 195
LCD 4 inch				
	220 x 200			
LCD 6 inch	Blue TFT			
	185 x 125		105 x 185	
Bicolour direction arrows				
	260 x 200	260 x 200		
LCD 7 pouces WIDE (sans synthèse)				
OPTIONS	Landing HP / Gong (3, 4 & 6 inch)			
Extra price	Indicator face plate not standard			
	Display programming for the project			






PRICE LIST 2013

Fixation screws or dowels to specify




Note : In vandal-resistant version, 3, 4 and 6 inch displays is independently protected by stadip glass 33.1 - Autonomous compatible kit


Client:	<input style="width: 95%;" type="text"/>	Date:	<input style="width: 95%;" type="text"/>
Site address:	<input style="width: 95%;" type="text"/>	Contact:	<input style="width: 95%;" type="text"/>

Features		Existing controller		Levels	
Electronics cabinet	<input checked="" type="checkbox"/> Yes	Brand:	<input style="width: 100%;" type="text"/>		
Relay cabinet	<input checked="" type="checkbox"/> No	Type:	<input style="width: 100%;" type="text"/>		
Existing light voltage	<input type="checkbox"/> 12V <input type="checkbox"/> 24V <input type="checkbox"/> 48V <input type="checkbox"/> AC <input type="checkbox"/> DC				
Call button with a single NO contact	<input checked="" type="checkbox"/> Yes				
Button with integrated bus	<input checked="" type="checkbox"/> No				
Manoeuvre:		<input type="checkbox"/> Simplex	<input type="checkbox"/> Duplex		
<input type="checkbox"/> Locking	<input type="checkbox"/> Down collective	<input type="checkbox"/> Full collective	<input type="checkbox"/> Full collective at ground floor		
Instruction plate information		<input checked="" type="checkbox"/> Yes	<input checked="" type="checkbox"/> Yes	<input type="checkbox"/> Customer logo	
Load:	<input style="width: 50%;" type="text"/>	Lift No.:	<input style="width: 50%;" type="text"/>	CE No.:	<input style="width: 50%;" type="text"/>
Reference collar	<input type="checkbox"/> Evolya collar	<input type="checkbox"/> Synia collar	<input type="checkbox"/> Cyntra brushed stainless steel Ø30.8		
	<input type="checkbox"/> Angel Ø30.8	<input type="checkbox"/> Démon Ø30.8	<input type="checkbox"/> Cyntra gold-toned brushed stainless steel Ø30.8		
Button	<input type="checkbox"/> Vandal-resistant	<input type="checkbox"/>	<input type="checkbox"/>		
	<input type="checkbox"/>	<input type="checkbox"/>	<input type="checkbox"/>		
					No. of levels: <input style="width: 50px;" type="text"/> Designation of levels ↓  Lowest level N.B.: >10 levels, 3 rows

Car		STOCK wall-mounted column (W 220 x H 1,900 to 2,130)	STOCK wall-mounted half column (width 220 x height 1,060)	STOCK built-in face plate (width 130 - 180 - 240 x H 900)	
Height:	<input style="width: 95%;" type="text"/>				
Evolya	-6" horizontal display + gong + synthesis -7" horizontal backlight -Evolya collar -Angel or Démon button -Avail. from 2 to 15 levels	Evolya	-4" horizontal display + gong + synthesis -7" vertical backlight -Evolya collar -Angel or Démon button -Avail. from 2 to 15 levels	Evolya	Emergency lighting -4" horizontal display + gong + synthesis -7" vertical backlight -Evolya collar -Angel or Démon button -Avail. from 2 to 15 Lev. -W 180 x H 900 from 2 to 10 Lev. -W 240 x H 900 from 11 to 15 Lev.
<input type="checkbox"/> Finish cap (for Stock column)		Cyntra	-4" horizontal display + gong + synthesis -5" vertical backlight -Cyntra button -Avail. from 2 to 6 levels	Cyntra	-4" vertical display + gong + synthesis -5" vertical backlight -Cyntra button -Avail. from 2 to 12 levels -W 130 x H 900
				 180 x 900  130 x 900	


Specific dimensions		Width: <input style="width: 50px;" type="text"/>	Height: <input style="width: 50px;" type="text"/>	Width 220mm	Height: <input style="width: 50px;" type="text"/>	Width: <input style="width: 50px;" type="text"/>	Height: <input style="width: 50px;" type="text"/>
Finish							
<input type="checkbox"/> Brushed ss	<input type="checkbox"/> Gold-toned brushed ss	<input type="checkbox"/> Chrome mirror-finish stainless steel	<input type="checkbox"/> Black mirror-finish stainless steel	<input type="checkbox"/> Gold mirror-finish stainless steel			
<input type="checkbox"/> Engraved ss	<input type="checkbox"/> Lino stainless steel						

Car accessories		<input type="checkbox"/> with spring (luminous)		<input type="checkbox"/> 2 positions/1 release	<input type="checkbox"/> 2 positions/2 releases	Function: <input style="width: 100px;" type="text"/>
Key switch:	<input type="checkbox"/> Safeline	<input type="checkbox"/> Amphitec	<input type="checkbox"/> Micome	<input type="checkbox"/> Prewiring		
Telephone:	<input type="checkbox"/> Integration with covering	<input type="checkbox"/> Quarter round	<input type="checkbox"/> Luminous quarter round	<input type="checkbox"/> Closing button		
Lateral profile for column				Intercommunication		
				<input type="checkbox"/> Car intercom	<input type="checkbox"/> Machinery handset	
				<input type="checkbox"/> Fireman box with interphone		
				<input type="checkbox"/> Caretaker handset		













<p>Landings</p> <p>Evolya H 185mm</p> <p>Width <input type="checkbox"/> W 68 <input type="checkbox"/> W 85 <input type="checkbox"/> W 105</p> <p>Anchorage <input type="checkbox"/> Screws <input type="checkbox"/> Studs <input type="checkbox"/> Screw + anchor</p> <p>Quantity: <input type="text"/></p> <p>Other dimension W x H <input type="text"/> X</p>	<p>Evolya 1 button + 2" plate W 85 x H 185mm</p> <p>Plate: <input type="checkbox"/> Customer logo <input type="checkbox"/> Miscellaneous text ↓</p> <p>Levels concerned: <input type="text"/></p> <p>Anchorage <input type="checkbox"/> Screws <input type="checkbox"/> Studs <input type="checkbox"/> Screw + anchor <input type="checkbox"/> Vandal-resistant</p> <p>Quantity: <input type="text"/></p> <p>Other dimension W x H <input type="text"/> X</p>	<p>Evolya wall-mounted W 85 x H 185mm</p> <p>Quantity: <input type="text"/></p>	<p>Evolya 1 button wall-mounted + 2" display W 85 x H 185mm</p> <p>Levels concerned: <input type="text"/></p> <p><input type="checkbox"/> Vandal-resistant</p> <p>Quantity: <input type="text"/></p>
<p>Cyntra H 185mm</p> <p>Width <input type="checkbox"/> W 48 <input type="checkbox"/> W 58 <input type="checkbox"/> W 85</p> <p>Anchorage <input type="checkbox"/> Screws <input type="checkbox"/> Studs <input type="checkbox"/> Screw + anchor</p> <p>Quantity: <input type="text"/></p> <p>Other dimension W x H <input type="text"/> X</p>	<p>Cyntra 1 button + 2" display W 85 x H 185mm</p> <p>Levels concerned: <input type="text"/></p> <p>Anchorage <input type="checkbox"/> Screws <input type="checkbox"/> Studs <input type="checkbox"/> Screw + anchor <input type="checkbox"/> Vandal-resistant</p> <p>Quantity: <input type="text"/></p> <p>Other dimension W x H <input type="text"/> X</p>	<p>Synia W 58 x H 185mm</p> <p>Anchorage <input type="checkbox"/> Screws <input type="checkbox"/> Studs <input type="checkbox"/> Screw + anchor</p> <p>Quantity: <input type="text"/></p> <p>Other dimension W x H <input type="text"/> X</p>	<p>Option <input type="checkbox"/> "Lift here" indicator <input type="checkbox"/> Out of order indicator</p> <p>Key switch: <input type="checkbox"/> with spring (luminous) <input type="checkbox"/> 2 positions/1 release <input type="checkbox"/> 2 positions/2 releases</p> <p>Quantity: <input type="text"/></p> <p>Function: <input type="text"/></p>

<p>Signalling</p> <p>2 inch display <input type="checkbox"/> 58 x 185 <input type="checkbox"/> 85 x 185</p> <p>Anchorage <input type="checkbox"/> Screws <input type="checkbox"/> Studs <input type="checkbox"/> Screw + anchor <input type="checkbox"/> Vandal-resistant</p> <p>Quantity: <input type="text"/></p> <p>Levels concerned: <input type="text"/></p> <p>Other dimension W x H <input type="text"/> X</p>	<p>3 inch display <input type="checkbox"/> 105 x 185 <input type="checkbox"/> 185 x 125</p> <p>Anchorage <input type="checkbox"/> Screws <input type="checkbox"/> Studs <input type="checkbox"/> Screw + anchor <input type="checkbox"/> Vandal-resistant (W=115) <input type="checkbox"/> Gong</p> <p>Quantity: <input type="text"/></p> <p>Levels concerned: <input type="text"/></p> <p>Other dimension W x H <input type="text"/> X</p>	<p>4 inch display <input type="checkbox"/> 100 x 195 <input type="checkbox"/> 195 x 100</p> <p>Anchor: <input type="checkbox"/> Screws <input type="checkbox"/> Studs <input type="checkbox"/> Screw + anchor <input type="checkbox"/> Vandal-resistant <input type="checkbox"/> Gong</p> <p>Quantity: <input type="text"/></p> <p>Levels concerned: <input type="text"/></p> <p>Other dimension W x H <input type="text"/> X</p>	<p>6 inch display <input type="checkbox"/> 200 x 220</p> <p>Anchorage <input type="checkbox"/> Screws <input type="checkbox"/> Studs <input type="checkbox"/> Screw + anchor <input type="checkbox"/> Vandal-resistant <input type="checkbox"/> Gong</p> <p>Quantity: <input type="text"/></p> <p>Levels concerned: <input type="text"/></p> <p>Other dimension W x H <input type="text"/> X</p>								
<p>Next departure indicator face plate on car pillar (81/70 simplex) <input type="checkbox"/> 40 x 185</p> <p>Anchorage <input type="checkbox"/> Screws <input type="checkbox"/> Studs <input type="checkbox"/> Screw + anchor</p> <p>Quantity: <input type="text"/></p> <p>Levels concerned: <input type="text"/></p> <p>Other dimension W x H <input type="text"/> X</p>	<p>Direction arrows display <input type="checkbox"/> 105 x 185 <input type="checkbox"/> 185 x 125</p> <p>Anchorage <input type="checkbox"/> Screws <input type="checkbox"/> Studs <input type="checkbox"/> Screw + anchor</p> <p>Quantity: <input type="text"/></p> <p>Levels concerned: <input type="text"/></p> <p>Other dimension W x H <input type="text"/> X</p>	<p>Finish</p> <table border="0"> <tr> <td><input type="checkbox"/> Brushed stainless steel</td> <td><input type="checkbox"/> Gold-toned brushed ss</td> </tr> <tr> <td><input type="checkbox"/> Chrome mirror-finish ss</td> <td><input type="checkbox"/> Black mirror-finish ss</td> </tr> <tr> <td><input type="checkbox"/> Gold mirror-finish ss</td> <td><input type="checkbox"/> Engraved ss</td> </tr> <tr> <td><input type="checkbox"/> Lino stainless steel</td> <td></td> </tr> </table> <p>Comment: <input type="text"/></p>		<input type="checkbox"/> Brushed stainless steel	<input type="checkbox"/> Gold-toned brushed ss	<input type="checkbox"/> Chrome mirror-finish ss	<input type="checkbox"/> Black mirror-finish ss	<input type="checkbox"/> Gold mirror-finish ss	<input type="checkbox"/> Engraved ss	<input type="checkbox"/> Lino stainless steel	
<input type="checkbox"/> Brushed stainless steel	<input type="checkbox"/> Gold-toned brushed ss										
<input type="checkbox"/> Chrome mirror-finish ss	<input type="checkbox"/> Black mirror-finish ss										
<input type="checkbox"/> Gold mirror-finish ss	<input type="checkbox"/> Engraved ss										
<input type="checkbox"/> Lino stainless steel											









COP components

(*) Presented photo

	Item code		Item code	
	3, 4 & 6" indicator and Quick Install landing box lead Lg. 2,5 m (*)	16 414 145		
	Lg. 6,5 m	16 414 148		
	Waterproof push button protection	16 210 060		
	Button flicker prevention cable, length 1 metre	14 200 520		
	Car COP Quick Install 8 levels lead	14 801 027		
	Additional car COP lead Quick Install > 8 levels	14 801 028		
	Cable kit + reused beep board for car COP length 3 m (12 levels)	16 070 056		
	JST plug-in button cable			
	Item code	Length		
	14 801 022	150 mm		
	14 801 020	750 mm (*)		
	14 801 021	1 meter		
	14 801 023	5 meters		
	Modernization cable alarm push button (1 terminal 6 pins for phone with LED 81/70)	16 070 043		
	Modernization cable alarm push button (1 terminal 2 x 2 pins for sirene + power supply)	16 070 044		
	Power supply lead 0.5 m MICOME	16 070 070		
	Information lead 3.5 m MICOME (*)	16 070 075		

COP components

162

	<table border="1"> <thead> <tr> <th>Item code</th> <th></th> </tr> </thead> <tbody> <tr> <td>Junction box magnetic push button with lead no bip (traditional cable)</td> <td></td> </tr> <tr> <td>14 801 030</td> <td></td> </tr> </tbody> </table>	Item code		Junction box magnetic push button with lead no bip (traditional cable)		14 801 030			<table border="1"> <thead> <tr> <th>Item code</th> <th></th> </tr> </thead> <tbody> <tr> <td>Junction box magnetic push button with lead with bip (traditional cable)</td> <td></td> </tr> <tr> <td>14 801 040</td> <td></td> </tr> </tbody> </table>	Item code		Junction box magnetic push button with lead with bip (traditional cable)		14 801 040	
Item code															
Junction box magnetic push button with lead no bip (traditional cable)															
14 801 030															
Item code															
Junction box magnetic push button with lead with bip (traditional cable)															
14 801 040															
	<table border="1"> <tbody> <tr> <td>Junction box magnetic push button with lead with bip Universal connection</td> <td></td> </tr> <tr> <td>14 801 041</td> <td></td> </tr> </tbody> </table>	Junction box magnetic push button with lead with bip Universal connection		14 801 041			<table border="1"> <tbody> <tr> <td>Landing board CAN Quick Install with lead with bip</td> <td></td> </tr> <tr> <td>14 200 090</td> <td></td> </tr> </tbody> </table>	Landing board CAN Quick Install with lead with bip		14 200 090					
Junction box magnetic push button with lead with bip Universal connection															
14 801 041															
Landing board CAN Quick Install with lead with bip															
14 200 090															
	<table border="1"> <tbody> <tr> <td>Interface shunt board for push button box with buzzer SC4/30 / NG12 / NG120 / QI</td> <td></td> </tr> <tr> <td>14 801 010</td> <td></td> </tr> </tbody> </table>	Interface shunt board for push button box with buzzer SC4/30 / NG12 / NG120 / QI		14 801 010			<table border="1"> <tbody> <tr> <td>Interface shunt board for push button box without buzzer SC4/30 / NG12 / NG120 / QI</td> <td></td> </tr> <tr> <td>14 801 015</td> <td></td> </tr> </tbody> </table>	Interface shunt board for push button box without buzzer SC4/30 / NG12 / NG120 / QI		14 801 015					
Interface shunt board for push button box with buzzer SC4/30 / NG12 / NG120 / QI															
14 801 010															
Interface shunt board for push button box without buzzer SC4/30 / NG12 / NG120 / QI															
14 801 015															

PRICE LIST 2013

After sale service push buttons and indicators - **DEMON** push button

(*) Presented photo

Complet St/St push button - dot LED



Designation	Item code	
Push Button 24Vdc 1 contact NO green colour	16 070 015	
Push Button 24Vdc 1 contact NO blue colour	16 003 212	
Push Button 24Vdc 1 contact NO blue colour Bip integrated	16 070 016	
Push Button multiplex 2 NO (24Vdc) green colour	16 070 020	
Push Button multiplex 2 NO (24Vdc) blue colour	16 000 313	
Door open/Door close push button 1NO / 1 NF No illumination	16 070 029	
Alarm push button / Telephone with logo 1 NO + inversor NO/NC + LED 12 vcc yellow/green (*)	16 070 033	
Light red / green LED 24 Vdc (color following connection box)	16 070 025	



- **ANGEL** push button

Micro push button St/St cover - Hollow LED




Designation	Item code	
Push Button 24Vdc 1 contact NO green colour	16 070 000	
Push Button 24Vdc 1 contact NO blue colour	16 003 211	
Push Button 24Vdc 1 contact NO blue colour Bip integrated	16 070 001	
Push Button multiplex 2 NO (24Vdc) green colour	16 070 005	
Push Button multiplex 2 NO (24Vdc) blue colour	16 000 314	
Door open/Door close push button 1NO / 1 NF No illumination	16 070 028	
Alarm push button / Telephone with logo 1 NO + inversor NO/NC + LED 12 vcc yellow/green (*)	16 000 045	
Light red / green LED 24 Vdc (color following connection box)	16 070 010	



Note : Ø 30,8 mm screw type. Connected part JST 4 points

After sale service push buttons & indicators *CYNTRA* buttons

Micro push button St/St cover -
Polycarbonate marking -
Blue LED peripheral lighting


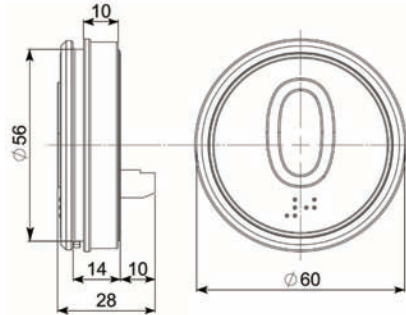


Note : Ø 30,8 mm screw type.
Connected part JST 4 points

Item code	Engraving	
16 000 004	Blank	
16 000 002	-5	
16 000 006	-4	
16 000 007	-3	
16 000 008	-2	
16 000 009	-1	
16 000 011	0	
16 000 018	1	
16 000 019	2	
16 000 020	3	
16 000 021	4	
16 000 022	5	
16 000 023	6	
16 000 024	7	
16 000 025	8	
16 000 026	9	
16 000 027	10	
16 000 028	11	
16 000 029	12	
16 000 030	13	
16 000 031	14	
16 000 032	15	
16 000 033	16	
16 000 034	17	
16 000 035	18	
16 000 036	19	
16 000 037	20	
16 000 038	Simplex Up 1 NO	
16 800 620	Simplex Up bip 1 NO	
16 000 039	Simplex Down 1 NO	
16 800 630	Simplex Down bip 1 NO	
16 000 040	Duplex Up 2 NO	
16 000 041	Duplex Down 2 NO	
16 000 042	Door reopen 1 NO + 1 NF	
16 000 043	Door close 1 NO + 1 NF	
16 000 046	Telephone	
16 000 045	Telephone alarm with pictogramm	
16 000 044	Alarm	
16 000 135	Ventilation	
16 000 127	Green washer for main floor Cyntra (and Synia)	

After sale service push buttons & indicators *CYNTRA XL* buttons

Micro push button st/st cover - Polycarbonate marking + st/st braille* (annexe G in 81-70) - Peripheral lighting LED 24 V blue - Ø 60 mm - Connection on screw terminal - Without beep - Fixing with bolt (thickness support of 0,1 à 4 mm)




Item code	Engraving	
16 020 480	-1	
16 020 467	0	
16 020 468	1	
16 020 469	2	
16 020 481	3	
16 020 482	4	
16 020 483	5	
16 020 484	6	
16 020 486	7	
16 020 487	8	
16 020 488	9	
16 020 473	Simplex Up 1 NO	
16 020 474	Simplex Down 1 NO	
16 020 471	Door reopen 1 NO + 1 NF	
16 020 472	Door close 1 NO + 1 NF	
16 020 470	Alarm	
16 020 475	Green washer for main floor Cyntra XL	
16 020 490	Phone indicator 81/70 LED 12 VDC green/yellow	



* Braille type NFQ67-006 / Code Louis Braille International

After sale service push buttons & indicators *SYNIA* symbol

Metallic symbol in zamak, polished black finish, fixing to cover by pin and hot gluing



Item code	Symbol
16 000 047	0
16 000 048	1
16 000 049	2
16 000 050	3
16 000 051	4
16 000 151	5
16 000 052	6
16 000 053	7
16 000 054	8
16 000 070	9
16 000 055	Telephone
16 000 056	Slash /
16 000 057	Opening / Closing
16 000 058	Alarm
16 000 059	Up arrow / down arrow
16 000 060	Loudspeaker
16 000 061	- sign
16 000 062	B
16 000 063	E
16 000 064	H
16 000 065	J
16 000 066	R
16 000 067	S
16 000 152	G
16 000 153	P
16 000 155	K
16 000 068	Ventilation
16 000 069	Fireman
16 000 154	Lift operator

**After sale service push buttons
& indicators** *EVOLYA* BRAILLE
Push button ring

Black strip push button,
braille* white marking



Item code	Engraving
16 000 073	Blanck (Car)
16 000 075 BR	-3
16 000 076 BR	-2
16 000 077 BR	-1
16 000 078 BR	0
16 000 079 BR	1
16 000 080 BR	2
16 000 081 BR	3
16 000 082 BR	4
16 000 083 BR	5
16 000 108 BR	6
16 000 084 BR	7
16 000 085 BR	8
16 000 086 BR	9
16 000 087 BR	10
16 000 088 BR	11
16 000 089 BR	12
16 000 090 BR	13
16 000 091 BR	14
16 000 092 BR	15
16 000 093 BR	16
16 000 094 BR	17
16 000 095 BR	18
16 000 096 BR	19
16 000 109 BR	20
16 000 122 BR	RB
16 000 123 BR	RH
16 000 124 BR	ES
16 000 125 BR	RJ
16 000 097 BR	Up arrow (landing)
16 000 098 BR	Down arrow (landing)
16 000 128	Blanck (landing)
16 000 099 BR	Reopening
16 000 100 BR	Closing
16 000 105	Lift operator / Priority
16 000 104	Fireman (Car)
16 000 103 BR	Telephone
16 000 102	Alarm / Telephone
16 000 101	Alarm Bell
16 000 106	Present (landing)
16 000 107 BR	Ventilation
16 000 121	Green washer for main floor


PRICE LIST 2013

* Braille type NFAQ67-006
Code Louis Braille International

After sale service push buttons & indicators

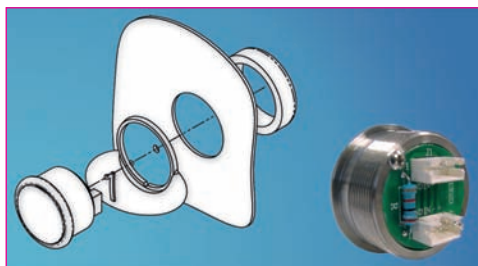
168

(*) Presented photo


Push button ring

Black finish

Chromed finish



Item code Black ring	Engraving	Item code Chromed ring
16 020 005	Blank	16 020 041
16 020 006	-3	16 020 042
16 020 007	-2	16 020 043
16 020 008	-1 (*)	16 020 044
16 020 009	0	16 020 045
16 020 010	1	16 020 046
16 020 011	2	16 020 047
16 020 012	3	16 020 048
16 020 013	4	16 020 049
16 020 014	5	16 020 050
16 020 015	6	16 020 051
16 020 016	7	16 020 052
16 020 017	8	16 020 053
16 020 018	9	16 020 054
16 020 019	10	16 020 055
16 020 020	11	16 020 056
16 020 021	12 (*)	16 020 057
16 020 022	13	16 020 058
16 020 023	14	16 020 059
16 020 024	15	16 020 060
16 020 025	16	16 020 061
16 020 026	17	16 020 062
16 020 027	18	16 020 063
16 020 028	19	16 020 064
16 020 029	20	16 020 065
16 020 030	LGF (Lower ground floor)	16 020 066
16 020 031	UGF (Upper ground floor)	16 020 067
16 020 032	M (Mezzanine)	16 020 068
16 020 033	GL (Garden level)	16 020 069
16 020 034	Up arrow	16 020 070
16 020 035	Down arrow (*)	16 020 071
16 020 036	Door reopen (*)	16 020 072
16 020 037	Door close (*)	16 020 073
16 020 039	Telephone (*)	16 020 075
16 020 125	Overload (*)	16 020 126
16 020 123	Telephone / Alarm (*)	16 020 124
16 020 004	Alarm (*)	16 020 038

Designation
Item code

Green washer for main floor (*)

16 020 040

After sale service push buttons & indicators

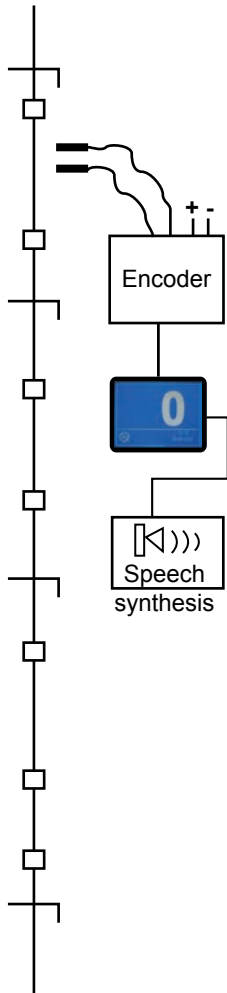
	Item code		Item code	
	2" Blue dot matrix indicator 3 wires - either on floor indicator or arrows following configuration switch	16 414 130		Blue LCD 3 inch display 3 leads protocol (SAF)
	Multi led in relief direction arrows (red/green) Complying with EN81-70	16 414 111		Green LCD 3 inch display 3 leads protocol (SAF)
	LCD 4 inch display with synthesis speech integrated 3 leads protocol (SAF)	16 414 118		LCD 4 inch display with synthesis speech integrated CAN protocol
	6" indicator TFT 6 with synthesis speech integrated 3 leads protocol (SAF)	16 414 000		Blue LCD 6 inch display with synthesis speech integrated CAN + 3 leads protocol (SAF)
	7" WIDE color display 3 leads protocol (SAF)			Voice synthesis board for WIDE 7 inch display
	Amount car arrows 40 x 185 mm (WxL)	16 414 114		Speaker 15 Ω GONG/ synthesizer for blue LCD 4/6 inch display
	Buzzer with protection cover for gong functions, overload for LCD 3 inch display	14 012 020		4/6" Indicator programming set - French
				English
				16 414 125
	After sale service backlight		After sale service backlight	
	Replacement display "Back light" polycarbonate / Stadip glass Dimensions: 2/5/7 inches - Colour impression			
	On request			

After sale service push buttons & indicators

PRICE LIST 2013

	Item code		Item code	
	Brushed stainless display tilted 30 degrees for LCD 3 inch display (178 x 130 mm)	16 020 201		Brushed stainless vandal-resistant display tilted 30 degrees (stadip glass protection) for LCD 3 inch display (178 x 130 mm)
				16 020 216
	Glass for vandal-resistant display tilted 30 degrees	16 020 200		Stadip glass for vandal-resistant display (LCD 3 inch display)
				16 412 021
	Wedge for ATV glass display tilted 30 degrees	16 020 199		Fixing wedge for vandal-resistant display (LCD 3 inch display)
				16 412 020
	Brushed stainless display tilted 30 degrees for LCD 4 inch display (178 x 130 mm)	14 006 831		Polycarbonate screen for inclined display box 4 inches
				14 006 833
				Stadip 33/1 glass or vandal-proof for LCD 4 inch display
				14 006 834
	7 inch backlight board for SAF display	16 414 108		5 inch backlight board for SAF display
				14 801 047
	7 inch backlight board for CAN display	14 801 046		5 inch backlight board for CAN display
				14 801 048
	7 inch backlight board universal connection with BIP	14 801 043		5 inch backlight board universal connection with BIP
				14 801 042

Independent 3-wire universal encoder



Compliance upgrade to EN 81/70 on existing lift installation

Description

This unit converts the signals from the two magnets on the car into an encoded pulse that directly controls our "three-wire" indicators (see page 157) and the voice synthesizer pulse. The direction inputs are still controlled directly by the two open contacts on the existing controller.

Characteristics

Power requirement: 24 V DC - Board consumption 150 mA
 Capacity : controls up to 24 displays
 Speed range : 0.2 to 1.6 m/s
 Display : from -7 to 29. Special identification possible by programming the displays

Other functions :
 Additional inputs for display in LCD indicator: overload + buzzer, maintenance, out of order, full, fire service, cell.
 Can be activated by open contacts from the existing controller.

Case dimensions: 170 x 110 x 45 mm (to be mounted on car or in controller)

Kit content

Unit with encoder board, two magnet finger with bracket and two magnets per floor for 12 floors.

Item code	Designation
14 010 051 EN	Complete universal 3-wire encoder kit (indicator following choice to be added)

After sale service - Accessories

Item code		Item code	
	3-wire encoder unit separately (spare part)		Magnetic finger support
14 010 051		14 010 054 EN	
	Magnetic finger 3 cables for after-sales		Magnet = 100 mm
14 000 200		14 000 210	
	DC power unit 220/ 24vdc 2,5A IP67		4-inch blue LCD display - Voice synthesizer with Speaker Face plate 195 x 100 mm vandal resistant installation
14 012 700			

For other displays or COP, see previous pages

Access control

172

(*) Presented photo



Keypad access flush mounted

Keypad with stainless steel face plate – size 105 x 120 mm – touch key steel fixing by 4 screws anti-burglary (flush mounted, special tool supplied) – 3 relays output with possibility to program 50 pin number – Power supply 12 or 24V (Ac or Dc)
Box size 85 L x 100 H x 45mm D

Item code	Designation	
16 045 010	Keypad access flush mounted	



Digicode in projection

Keypad with stainless steel face plate – size 85 x 110 mm – steel key – fixing by 2 screws (2 screws, insert and special tool supplied) – 3 relays output with possibility to program 100 pin number– Power supply 12 or 24V (Ac or Dc)


Item code	Designation	
16 045 015	Keypad access with external electronic	

Key switch (Supplied with 2 keys)

Assembly with bolt in a hole \varnothing 30 mm (1 contact NO)

Item code	Designation	
-----------	-------------	--

Steel ring connexion with 3 female spade (key No.390366) vandal resistant



16 164 100 EN	1 contact spring return (*)	
16 164 110 EN	2 positions, 1 release	
16 164 220 EN	2 positions, 2 releases	
16 164 090	Additional key	
16 164 120	Micro-switch only (1 NO)	



VM serial steel ring (key No.542) vandal resistant


16 164 113 EN	1 contact spring return (*)	
16 164 112 EN	2 positions, 1 release	
16 164 114 EN	2 positions, 2 releases	
16 164 095	Additional key	



VM standard serial (key No.606)

16 164 118	1 contact spring return (*) (green lighting with 24 Vdc connector)	
16 164 125	1 contact spring return (blue lighting with 24 Vdc connector)	
16 164 121	2 positions, 1 release (1 NO/1 NF)	
16 164 119	2 positions, 2 releases (1 NO/1 NF)	
16 164 096	Additional key	

Voice synthesizer Standard programmation



Model "PULSE" 3 wires

Directly adaptable with 3 wires (DO1-SAF) on control panel NG120, SC4/30 & QI.
 Standard message : -5 to 20th floor
 Power supply : 24Vdc
 Adjustable with or without gong, 1 tone
 French/English or bilingual

Item code	Designation	
16 750 150 EN	Voice synthesizer set with speaker	

Modèle "Universel" autonome

Adaptable on all existing lift without going through the controller
 Standard message : -3 to 20th floor
 Power supply : 24Vdc
 Adjustable with or without gong
 French/English or bilingual

Item code	Designation	
16 750 140 EN	Voice synthesizer set with speaker	

A selector set is required in autonomous configuration

Item code	Designation	
16 750 145 EN	Selection set (based on 2 floors)	
14 000 230	Additional magnet (one per floor)	

Special programmation

Item code	Designation	
Option A	The speech is picked from Sodimas library (page hereafter) in French or English	
Option B	Special speech registered by us internally (in order to keep the same tone, it is advised to register all messages of a single job)	
Option C	The specific speech outside the standard library on CD supplied by you (following our chart)	

Library of standard message

174

All Sodimas voice synthesizer are set on standard basis with English and French messages.

The voice synthesizer **"PULSE"** : message -5 to 20th floor.

The voice synthesizer "Universal" : message -3 to 20th floor.

For a specific programmation, it is important to specify all messages following the floor. For that, you'll need to fill in the form **"Specific voice registration"**.

Sodimas library of standard message


For a specific programmation, the messages will be picked from the list below :

5 th basement	Between ground
4 th basement	Garden entrance
3 rd basement	Main entrance
2 nd basement	Garage
1 st basement	Hotel
Lower ground floor	Mezzanine
1 st floor	Parking
2 nd floor	Information
3 rd floor	Restaurant
4 th floor	Stay calm, help is coming
5 th floor	Ground floor
6 th floor	Lower ground floor
7 th floor	Ground floor 1 st floor
8 th floor	Higher ground floor
9 th floor	Garden level
10 th floor	Main exit
11 th floor	Basement
12 th floor	Terrace
13 th floor	1 st & 2 nd floor
14 th floor	2 nd & 3 rd floor
15 th floor	3 rd & 4 th floor
16 th floor	4 th & 5 th floor
17 th floor	5 th & 6 th floor
18 th floor	6 th & 7 th floor
19 th floor	7 th & 8 th floor
20 th floor	8 th & 9 th floor
Office floor	9 th & 10 th floor



CONTROLLERS

PRICE LIST 2013



Client :	<input type="text"/>	Tel :	<input type="text"/>	Fax :	<input type="text"/>
Ref. :	<input type="text"/>	Quantity :	<input type="text"/>	Buyer :	<input type="text"/>
Use :	Co-ownership / school <input type="checkbox"/>		Public / office / Hospital <input type="checkbox"/>		

Characteristics

Electrical equipment frequency variator VF Std GEARLESS 2V Direct Oléo I/D Oléo Brand

Network 400V three - 50 Hz Motor power cv Rated load

Motor tension 400V three Nominal intensity A Speed m/s

Brake / valves tension

Open door relevelling (ISO 82.212) Preopening

Duplex Duplex multi Triplex

U36 Machine room Above Bellow With return pulley room

Entrance 1 2

Controller Auto. push button o Down collective ↓ Full collective ↑↓

Number of levels Levels references : see page 3/3 to indicate

Travel

Car door

AUTO contactor VVVF Folding / autonomous Brand / type

Power supply operator / case Cam info Vcc Injection Voltage V

Brake

Landing door Auto Swing door Reitering cam Vcc Fixed cam

Nb : Low voltage chain security 110 VAC - Bright 24VC, 1,2 W

Services

Control panel VF open loop VF close loop Encoder + cardan joint ø 10 mm (existing gear)

Wiring : Half pluggable (NG240) Pluggable (Quick Install)

Maintenance box

Shaft selection in car with mechanical limit switches (reset, up or down, inspection)

Optical sensor + flags (NG240) Brackets on guides rails

Encoder + magnetic tape (QI/NG240) Brackets onto wall

Car wiring kit, landing, machinery including inspection box, emergency battery, gong, flat travelling cables, complete STOP box, diverse wires, trunkings and accessories.

Shaft lighting with : plugged in fluo light T8 1 x 36 W - 1,2 m Every 3,50 m Every 7 m

plugged in fluo light 3,5 m T5 slim 1 x 28 W - 1,2 m

Switch (3kA) with board Emergency lighting 60 ls Machinery lighting 2 x 36W Number : _____

Door zone light kit Equipment for separated pulley room (lighting, stop, socket...)

Safety edge + fixations and brackets Electronic overload device Number of ropes

Mechanical overload device F182 ø of ropes

Overspeed governor Right Left Up and down Guard cover ø 200 mm

Remote control 24/48V ø 300 mm

Tension pulley on guide rails Linear tension device Spring tension pulley EP40

Rope speed governor ø 6,3 mm

Folding toegard 2 parts Zintec Clear opening 700 mm

Fixe standard toegard Stainless steel Clear opening 800 mm Others clear _____

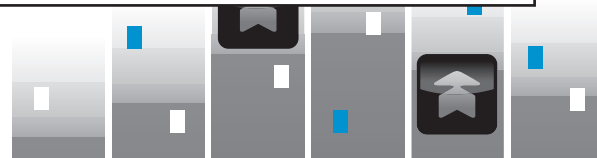
Stick swan neck (floor bracket) Stick swan neck (wall bracket) Pit scale Number : _____







Machinerroom ladder Number : _____ Adjustable roof fence L800 - 1430 H 700 Number : _____

Adjustable roof fence L800 - 1430 H 1000 Number : _____

Hang up bracket for ladder Ladder + hook 2.28 / 3.96

Additional equipment or information :



Stainless steel Car Operating Panels		<input type="checkbox"/> Decree 2006/555	<input type="checkbox"/> EN 81/70
	ANGEL standard	DEMON antivandal	
EVOLYA button Chrome black push button ring with white figure	<input type="checkbox"/> 	<input type="checkbox"/> 	
SYNIA button Separate relief figure black colour	<input type="checkbox"/> 	<input type="checkbox"/> 	
CYNTRA button Integrated relief figure white colour	<input type="checkbox"/> 		
Indicator / "Backlight" : Protection	<input type="checkbox"/> POLYCARBONATE	<input type="checkbox"/> STADIP glass	

Call landing boxes

Existing uprights width mm Existing face plate width mm

Face plate fixing Pin Screws Box back fixing

Call boxes flushed width 58 68 85 105 Height : 185 Other dimensions (WxH)

Call boxes surface 85 x 185 mm

Light (in use) Controlled by lock Controlled by the control panel Landing box logo Number

Out of order light back light

Key switch Number Function If duplex raws 1 2

81.70 Landing signalisation

Position and direction indicator Number What levels : _____

Dot matrix 2" surface 85x185 horizontal vertical

Dot matrix 2" 58 x 185 vertical face plate Pin Screws

LCD 3" vertical stainless steel face plate 105/125(VR) x185

LCD 3" horizontal stainless steel face plate L 185 x H 115

LCD 3" sloping box L 180 x H 133

LCD 4" vertical stainless steel face plate L100 x H195

LCD 4" horizontal stainless steel face plate L195 x 100

LCD 6" vertical stainless steel face plate L200 x 220

LCD 6" horizontal stainless steel face plate L200 x 220

Direction indicator Number of levels What levels : _____

Gong at all landings (Duplex / Triplex)

arrows up/down next call on car upright (complying with simplex EN81-70)

Intercommunication

Fireman box with intercom 80 x 250 Car intercom

Machinery interphone set Interphone for keeper Pit telephone

Car Operating panel

Max dimensions available mm **Existing face plate dimensions** mm

The basis includes : floor buttons, reopening, bell, emergency lighting 12 V led, load engraving

Wall mounted stainless steel **column** W. 35 mm Full height (std 2130 mm) 1/2 column H.1060mm

H. 1900mm + cap Width 220 mm Ceiling height

COP edge finish 6 mm integrated finish LED lighting Round profile

Stainless steel **face plate** (180 x 900 ≤10 levels/ 240 x 900 >10 levels) Special particularity dimensions (WxH)

LCD 4" display (face plate / 1/2 column) Blue LCD 6" display (column) TFT 6" display


Telephone - Threephonic with magnetic shield SAFELINE AMPHITEC MICOME

Client logo Text instructions Pre-fitting of the phone only

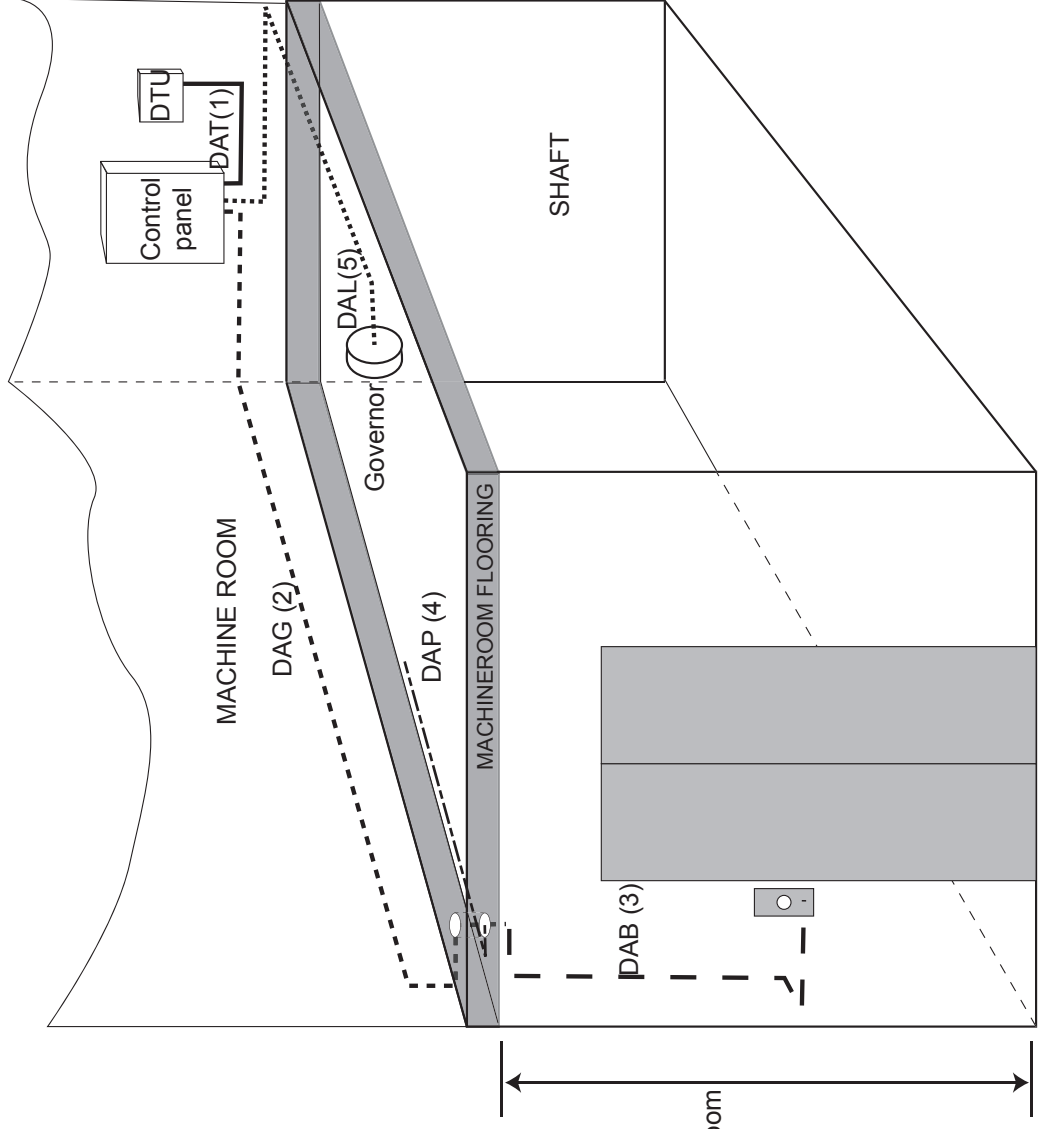
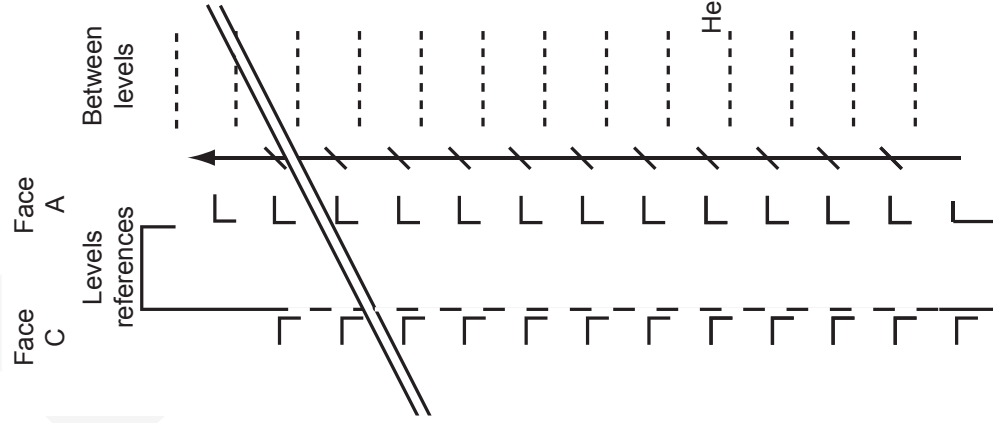
Key switch Number Function

Overload Car gong Speech synthesizer Closing button

(LCD: liquid crystals with messages : maintenance / out of order / Full / Fireman / Overload / Cell / Scrolling arrow.)



Client :	<input type="text"/>	Tel :	<input type="text"/>	Fax :	<input type="text"/>
Ref. :	<input type="text"/>	Quantity :	<input type="text"/>	Buyer :	<input type="text"/>




- - - - - DAB - Distance between shaft hole / 1st button
- DAG - Distance between control panel / shaft hole
- DAT - Distance between control panel / main switch board
- DAL - Distance between control panel / speed governor
- DAP - Distance shaft hole / flat travelling cables brackets

Statement to be filled in (in mm)	
DAT	<input type="text"/>
DAG	<input type="text"/>
DAB	<input type="text"/>
DAP	<input type="text"/>
DAL	<input type="text"/>
	<input type="text"/>
Shaft	Width <input type="text"/>
	Depth <input type="text"/>
Car	Width <input type="text"/>
	Depth <input type="text"/>
Clear opening door	<input type="text"/>
Headroom (height under slab)	<input type="text"/>
PIT	<input type="text"/>
Landing door opening type	<input type="checkbox"/> Lateral
	<input type="checkbox"/> Central
	<input type="checkbox"/> Swing door
Nota : Thermal relay brake wiring for motor 6 meters in standard <input type="checkbox"/>	
In option 10 meters <input type="checkbox"/>	

Quick Install controller

Quote on request

- Microprocessor 32 bits - 150MHz
- 32 floors - 1 or 2 access
- Asynchronous and synchronous 3VF Inverter
- Speed up to 2 m/s
- Multiplex up to 6 lifts
- Absolute shaft sensor :
Trajectory management, direct approach
- Adjustment, diagnostic, etc. by wireless tool
- Designed for quick installation
- Remote monitoring integrated




Controllers



Mother board



Mobee wireless tool




Car top board




Absolut sensor + tape



Quick installation without wireway



Landing board



NG240 controller

Performances

Microprocessor 100 MHz 32 bits
RS485 port, CAN Open Bus & ethernet
Incremental or absolute counting
Integrated mini web server

Main features

24 modular floors according to the operation
Asynchronous or synchronous Gearless VVVF traction
Hydraulic control - All kind of solenoid valve and regulated system
1 or 2 access - all kinds of doors
Brake / multi voltage retiring cam
Combined CAN Open Bus wiring


Setting

Mother board integrated communication tool
Extended tool on car CAN display (via car push buttons)
Mobility via local or offset computer (web)



NG240 - VVVF - Small box

PRICE LIST 2013




Incremental selection



or Absolut sensor + tape



Human / Machine interface (IHM) car



Eco-design VDI classification



Stock controller + shaft selection

Electrical control NG240 controller

Features

400 V - Integrated VVVF FUJI Frenic Lift - BL/CD (2/12 levels) - 1 multi-door access + diagram: auto door three-phase, mono-phase 3/4 wire with 48 V injection, bus, VVVF - Retiring cam management Multi-voltage transformer - 110 V safety chain - Remote governor control - Indicator lamp output 24 VDC 1.2 W - Operational compatibility by configuration: with or without car CAN bus.

Box (large model) : 1000 x 550 x 300 mm) supplied with fixings, prewired braking resistance, 6 m of screened motor cable and plug-in recall unit

Item code	Designation	
14 940 905	NG240 - VF 5,5 kW	
14 940 907	NG240 - VF 7,5 kW	
14 940 911	NG240 - VF 11 kW	
14 941 905	NG240 - VF 5,5 kW synchronous motor TS140	

Oleo-dynamic control NG240 controller

Features

400 V - Hydraulic start-up Star/triangle - BL/CD (2/12 levels) - 1 multi-door access + diagram: auto door three-phase, single-phase 3/4 wires with 48 V injection, bus, VVVF - Retiring cam management Low valve voltage 48/60 V with universal control board 2/3/4 valves and regulated. Multi-voltage transformer 110 V Safety chain - Single open door - auto return - Anti-drift cam management 48 VDC - Indicator output 24 VDC 1.2 W - Operational compatibility by configuration : with or without car CAN bus

Item code	Designation	
14 922 925	NG240 oleo - 24 Amp contactor	
14 922 940	NG240 oleo - 40 Amp contactor	

Stock controller + shaft selection

184


NG240 shaft selection

Item code	Designation	
14 922 901 EN	12-level optical + mechanical NG240 selection assembly comprising shaft selection in car with all supports, 4 limit switches (extreme, top inspection, 2 decelerations), set of cams and shaft supports, string line and vanes	
14 922 902 EN	Additional levelling device and NG240 door zone assembly comprising supports, 3 magnetic fingers (levelling device + door zone), 300 mm magnets, door zone box	
14 922 903 EN	Absolute NG240 selection assembly (tape in addition) + mechanics comprising shaft selection in car with all supports, absolute sensor, 2 limit switches (extreme and top inspection), set of cams and shaft supports	
14 010 200 EN	Magnetic NG240 selection assembly + mechanics comprising 2 FAI/FAS monostable magnetic fingers + 2 AGB/AGH bistable magnetic fingers + 2 limit switches (extreme + inspection)	

Option car CAN



Item code	Designation	
16 414 150	4 inch CAN indicator cover kit with voice synthesis, gong and L/S + button cables for 12 levels	



16 414 170	CAN interface board kit in car top box with button cables for 12 levels	
-------------------	---	--

VF kit for existing installation SODIVARLIFT

Universal pre-wired VVVF box for :

- Existing controller 1 or 2 speeds
- Safety chain tension from 48 to 220 vac/vcc
- Asynchronous 3 phase traction motors 400v - 50Hz
- Inverter Variable Voltage Variable Frequency

Requested specifications for P.O.:

- Static Load in kg
- Speed in m/s
- Motor Nominal Current in Amp
- Safety circuit voltage of the existing installation
- Nominal Hp of motor
- Controller one or two speed
- Brake in single or three phase

Note : Specific description for Sodivarlift Gearless :

Replace your traction machine by a Gearless technology while keeping your controller.



Controller in stock : Open Loop, Brake 110Vac, 2 speed			
Power	5,5 kW	7,5 kW	11 kW
Item code	14 920 925	14 920 930	14 920 935

Power VF	5,5 kW	7,5 kW	11 kW	15 kW	18,5 kW	22 kW	30 kW
Maximum Intensity	11 A	15 A	20 A	26 A	31 A	36 A	48 A
Price €	Open loop						
	Close loop (without encoder)						
	Synchronous (*)						

Designation		
Extra price electrical shaft information (magnetic impulsor + magnets for 10 floors) for existing controllers basis mono speed (3 wires)		
Connecting for NG12 controller		
Connecting for NG02 controller		

* Only for Gearless motor

Item code	Price €	Item code	Price €
	Interface board Sodilink V2 version (Sodivarlift)		Interface board Sodilink version (1-1A-2A) (Sodivarlift)
14 800 073		14 800 070	

PRICE LIST 201

DOC 557.1 PRO22 27-11-12

SODIVARLIFT KIT
(3VF control box)

 Customer Contact Tel. Fax
 Ref. Mail Date


CU <input type="text"/> Kg <i>Payload</i>	Speed <input type="text"/> m/s	Travel : <input type="text"/> m	Nb of floors <input type="text"/>
EXISTING CONTROLLER			
Brand of existing controller <input type="text"/>		Type : <input type="text"/>	
Controller basic operation :			
<input type="checkbox"/> 2 speeds (with slowing signal) <input type="checkbox"/> 1 speed (stop signal to be offset)			
Safety circuit voltage			
<input type="checkbox"/> 48 vac <input type="checkbox"/> 48 vcc <input type="checkbox"/> 80 vcc <input type="checkbox"/> 110 vac <input type="checkbox"/> 110 vcc <input type="checkbox"/> 230 vac			

MACHINE
Voltage : <input checked="" type="checkbox"/> 400 V
Motor type :
<input type="checkbox"/> Asynchronous open loop <input type="checkbox"/> Asynchronous closed loop <input type="checkbox"/> encoder 5 vcc <input type="checkbox"/> Synchronous gearless <input type="checkbox"/> encoder 24 vcc Encoder type : <input type="text"/>
Nominal current plate (high speed) :
<input type="text"/> amp.

PERFORMANCE
<input type="checkbox"/> Additive VF Sodivarlift box with pre-wired resistance, 6 m of shielded cable motor, accessories fixing, drawings <input type="checkbox"/> Incremental encoder with coupling diameter 10 m (adaptable by the customer)

Comments or additional equipment :	<input style="width: 80%;" type="text"/>
------------------------------------	--

Sales : <input type="text"/>	Tel. <input type="text"/>	Fax <input type="text"/>
Estimate n°: <input type="text"/>	Transaction n°: <input type="text"/>	Date <input type="text"/>



Options - Spare parts for Quick Install

	Item code		Item code	
	Mother board Quick Install	14 200 060		Driving board / brake mono Quick Install
	Car top board Quick Install	14 200 080		Landing board CAN Quick Install magnetic with lead with bip
	Quick Install rellevelling set	14 200 107		Landing board extension
	Quick Install retiring cam DC set	14 200 114		Cam board NG120 / NG240 / Quick Install
	Quick Install automatic 3Ph door set	14 200 113		Door board / contactor NG120 / NG240 / Quick Install
	Quick Install U36 set	14 200 112		U36 board
	Landing start set 8 levels	14 200 125		8 outputs alarm report set
	16 levels	14 200 126		14 200 117
	24 levels	14 200 127		
	8 outputs alarm board/landing start NG240 / QUICK INSTALL	14 200 118		









Options - Spare parts for Quick Install

190

PRICE LIST 2013

	Item code		Item code	
	Mobee programmation set	14 200 129		NG240 / Quick Install update set by USB 14 200 116
	Mobee with charger / car / travelling case French version	14 200 100		Quick Install temporary start up kit Quick Install / NG 120 / NG 240 14 200 111
	English version	14 200 135		Extension 30 m provisional kit 14 200 103
	Deutch version	14 200 137		
	Mobee programme French version	14 200 102		Mobee suitcase set 14 200 101
	English version	14 200 136		Mobee car charger 14 200 131
	Deutch version	14 200 138		
	Mobee charger 220Vac	14 200 132		Swing door Quick Install junction module 14 200 190
	Automatic door Quick Install junction module	14 200 180		Remote zigbee antenna (XBee module + antenna + cables) 14 200 170
	Absolute counting sensor Quick Install	14 200 210		

Options - Spare parts for NG240

	Item code		Item code	
	NG240 equipped board	14 240 000		NG240 / Quick Install update set by USB 14 200 116
	Cam board NG120 / NG240 / Quick Install	14 800 005		Quick Install temporary start up kit Quick Install / NG 120 / NG 240 14 200 111
	Door board / contactor NG120 / NG240 / Quick Install	14 800 016		Extension 30 m provisional kit 14 200 103
	NG240 fuse set	14 790 040		Power supply board 24 vcc NG240 14 800 013

Options - Spare parts for NG120










192

PRICE LIST 2013

















	Item code		Item code	
	Mother board NG120	14 800 003		Connector kit for NG120 board
	Cam board NG120/Quick Install	14 800 005		Brake power board / VF NG120
	Door board / contactor NG120 / Quick Install	14 800 016		NG120 retiring cam set Dc
	NG 120 LC board/ Bus door VVVF	14 800 008		NG120 automatic 3Ph door set
	NG120 programming set	14 800 014		NG120 releveling set
	Power supply board 24 vcc NG120	14 800 013		Quick Install temporary start up kit
	NG120 hydraulic board kit	14 800 018		Extension 30 m provisional kit
				NG120 fuse set
				14 790 020

Spare parts for SC4/30 controller

(*) Presented photo

	Item code		Item code	
	Mother board SodivarControl SC 4/30	14 800 101		EPROM board SC4/30
	3Ph cam board SC 4/30 (*)	14 800 111		Single phase cam board SC4/30 (*)
	3Ph brake board SC 4/30	14 800 102		Single phase brake board SC4/30
	Single phase door bus/ autonomous board SC4/30 (*)	14 800 107		3Ph door auto + injection board SC4/30 (*)
	3VF door board SC4/30	14 800 109		Single phase door board + wiring diagram + cable
	Fuse set SC4/30 + special fuse	14 790 001		Connector set for SC4/30 main board
	Transformer SC4/30 (XS)	14 801 075		Connector set for SC4/30 provisory start
				14 800 116

Spare parts for NG12/ NG02 controller

	Item code		Item code	
	Kit matériel NG120, transfo, schéma pour remplacement carte NG01	14 800 020		Light board NG12
	Set of replacement NG12 by NG120	14 465 000		Pocket programming NG12/NG02
	Interface board 3VF ATV2 (replace ATV1)	14 800 007		Serial board TOC
	Serial board I422	14 000 009		Serial board COMX
	EPROM for NG12 board	14 800 011 PE		Blank EEPROM for NG12/NG02 board/Pocket
	Position board AUX5 (NG12/NG120/NG02)	14 800 011Q		Fuses set NG12
	Mother board NG02	14 800 011 A		EPROM for NG02 board
	Light board NG02 24 floors	14 800 009		Multiplex board NG02
		14 800 009		14 800 010

Spare parts for controller

	Item code		Item code
	Relay 4RT-110Vdc (type TEC 1401) 14 800 110		Relay 4RT-24Vdc (type TEC 1401) 14 800 025
	Phase relay 380Vac 14 800 001		Relay support type TEC 1401 14 800 120
	Parity safety relay. 2 contacts 14 800 052 Parity safety relay. 4 contacts 14 800 053		Disruptor safety chain 0.5A 14 270 050
	Transfo 600VA kit S1 - S2 56 - 124 - 400 V 14 801 150		Transfo 600VA kit S1 - S2 69 - 91 - 141 - 165 - 183 V 14 801 160
	Rectifier S4 (Sodiciel /Vmotion) 01 700 100		DC power supply IP67 220 V / 24 vdc 2,5A 14 012 700
	Single rectifier board 14 800 190		Double rectifier board 14 800 200
	Contactor 09A coil 24Vdc low consumption 14 003 009		Contactor 09A coil 115Vac 1NC + NO 14 003 029
	35A rectifier bridge with terminal lugs 14 800 126		















Spare parts for controller

196



14 003 019	Contacteur 09A coil 110 V /110 VCC 1F+1O	
14 003 012	Contacteur 12A coil 115 vac 1F+1O	
14 003 018	Contacteur 18A coil 115 vac 1F+1O	
14 003 025	Contacteur 25A coil 115 vac 1F+1O	
14 003 032	Contacteur 32A coil 115 vac 1F+1O	
14 003 041	Contacteur 40A coil 115 vac 1F+1O	

Spare parts for pre-wiring and traditional cable

	Item code		Item code
	Magnetic push button box connexion with lead (without BIP) PRE-WIRING NG12 - SC 4/30 14 025 200		Magnetic push button box connexion with lead (with bip) PRE-WIRING SC 4/30 14 025 205
	Junction box magnetic push button with lead (no bip) TRADITIONAL CABLE NG12 / NG120 / SC 4/30 14 801 030		Junction box magnetic push button with lead (with bip) TRADITIONAL CABLE NG12 / NG120 / SC 4/30 14 801 040
	Box protection lead for landing wiring 14 025 210		Lead between push button and landing box (plug and play 0.75 m) 14 801 020
	AC junction board shaft Push button in controller PRE-WIRING SC 4/30 14 801 025		RA2 board through opening PRE-WIRING 14 801 060
	TP car top board PRE-WIRING SC 4/30 14 801 035		TCP board car top 24Vdc PRE-WIRING SC 4/30 14 801 050
	02A car top board access B PRE-WIRING SC 4/30 14 801 055		SS board car top safety SC 4/30 14 801 045
	Interface board car push button SC4/30 - NG12 - NG120 - QI Interface board 12 levels 14 801 000		7" backlight luminous plate 7" + 12-floor interface board 16 414 108

V.V.V.F. for after sales

198

Standard adaptable kit and availability on request.
 Exchange within 24 to 48 h (working days)

Inverters :



ATV 66



ATV 58



ATV 71



FUJI

AVAILABILITY AND PRICE ON REQUEST

	Item code		Item code	
	Encoder board SinCos for synchronous Gearless motor	14 300 810		Encoder board 5 vcc for asynchronous motor closed loop
	FUJI pocket	14 260 100		Interface board Sodilink V2 version (Sodivarlift) + connectors + doc
	Display for ATV58	14 200 975		Pack of 2 ATV58 fans 4 to 15kW
	14 200 600	Filter VF FUJI 5,5 kW - 400V		
	14 200 601	Filter VF FUJI 7,5 & 11 kW - 400 V		
	14 200 602	Filter FUJI 15 kW - 400 V		
	14 200 603	Filter FUJI 5,5 - 7,5 - 18,5 & 22 kW - 230 / 400 V		
	14 200 604	Filter FUJI 30 kW - 400 V		
	14 300 420	Resistance VF FUJI 47Ω 1,5 kW for VF 5,5/7,5 kw		
	14 300 410	Resistance VF FUJI 24Ω 3 kW for VF 11/15 kw		
	14 300 400	Resistance VF FUJI 18Ω 4,5 kW for VF 18,5/22 kw		

PRICE LIST 2013



HYDRAULIC

PRICE LIST 2013



Client Contact Tel.
 Ref. E-mail Date

Existing material characteristics

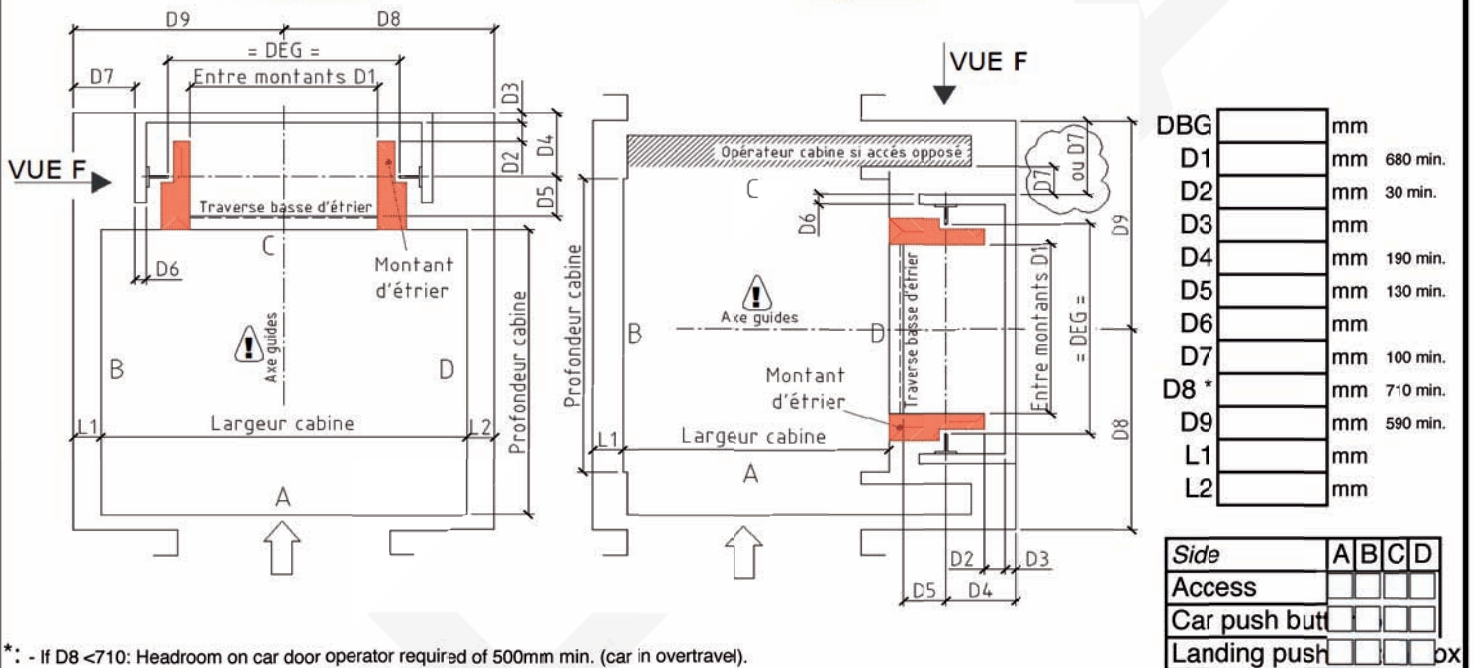
P/L Kg Travel m Speed m/s No. of levels
Payload Lift travel - 18m max. Rated speed - Max. 0.63m/s

DW Kg Headroom mm Car width mm
Car dead weight: 750Kg max. for 630Kg P/L 3,300 min. Pit mm Car depth mm
Shaft width mm

Car frame outline record

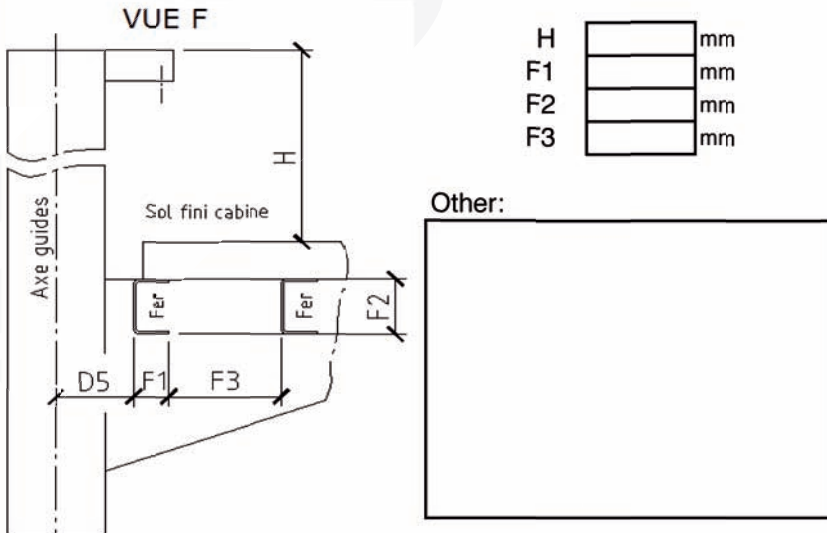
Roping

Car frame brand Model
 Safety gear brand
 Type 1 Type 2

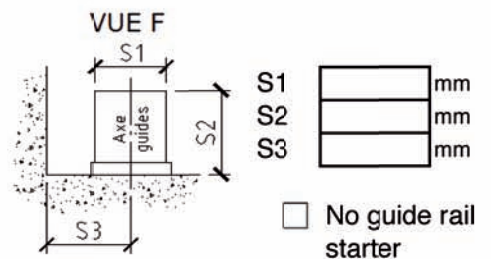


*: - If D8 < 710: Headroom on car door operator required of 500mm min. (car in overtravel).
 - If headroom of 500mm not available (move VF cabinet to the other side of the shaft)

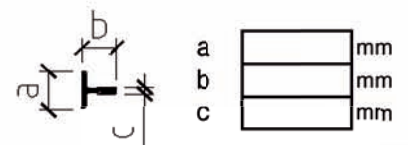
Car frame record



Guide rail starter record



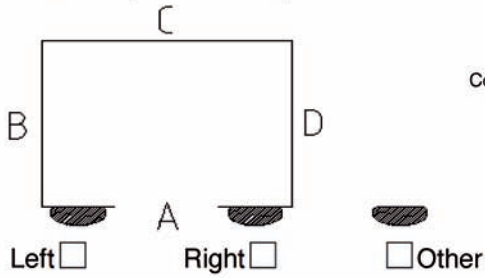
Lift car guide record



To be quoted and delivered

Controller on the top floor landing

W 305 X D 122 X H 1,960mm



Complete form: SODELEM electrical refurbishing kit

Power controller in the shaft:

Complete form: SODELEM electrical refurbishing kit

Drive kit:

motor chassis + Gearless + belt + load weight

Mechanical accessories kit:

counterweight + cw guide + cw guide bracket + cw damper + support

Speed governor kit:

remote controlled governor + support + tension pulley + cable

Options

Car damper support

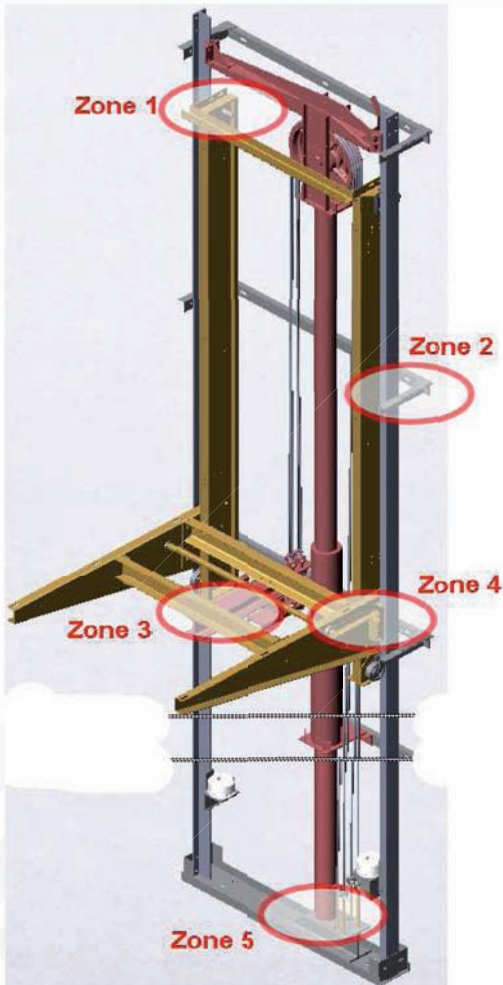
To be bolted to the ground beneath car frame

Number: 1 2

On guide

2.5m counterweight guide

5 mandatory photos at least



Zone 1: Car top bracket view

Zone 2: Guide rail bracket view

Zone 3: Car underneath view

Zone 4: Safety gear + linkage view

Zone 5: Guide rail starter view

Comments or additional equipment:

Sales person:


Tel.

E-mail

Quotation No.

Installation No.

Date



Accessories After sales service hydro MORIS

(*) Presented photo

	Item code		Item code	
	Star/delta valve + 48Vdc coil	13 900 002		Valve EB new design + coil 110 Vdc 13 800 890
	Pre-heating resistor valve 50WA 220Vac	13 900 119		Valve EB 48Vdc + 12Vdc 13 800 901
	Oil heating resistor 400W + thermostat	13 800 430		Valve EA old design + coil 48Vdc 13 900 011
	Shut-off valve Ø 1"1/4	13 800 435		Valve EB old design + coil 48Vdc 13 900 012
	Shut-off valve Ø 1"1/2	13 800 440		
	4 insulations set hydro power pack CM-3 & CM	13 900 160		Screw No.20 with spring 13 900 015
	4 insulations set hydro power pack CA-CAA-CG	13 900 165		Relay control TSG10 with rearming 13 900 102
	New motor pump bracket	13 800 600		Contact NO pressure switch + connexion "T" 13 900 128
	Valve EA monobloc valve	13 800 800		Coil only 48Vdc 13 900 129

Accessories After sales service hydro MORIS

204

(*) Presented photo



Item code	
Input filter 55/650 L (*)	
13 900 130	
Filter for pump 150 L	
13 900 132 A	
Filter for pump 180/210 L	
13 900 133	
Filter for pump 300 L	
13 900 132	



Item code	
Thermostat for oil cooler	
13 901 050	



Coil 110Vac	
13 900 134	



Straight union Ø 1"1/4 (*)	
13 500 004	
Straight union Ø 1"1/2	
13 500 009	



Direct start valve 15/250 L	
13 900 255	
Star/delta valve 15/250 L (*)	
13 900 260	
Start valve 300/650L	
13 900 280	



Pump output union 150 L (*)	
13 500 010	
Pump output union 1"1/2-1"1/4	
13 500 020	



Double coil down/emergency 48Vdc + 12Vdc	
13 900 329	



Y union 1"1/2-1"1/2-1"1/2 (*)	
13 500 200	
Y union 1"1/2-1"1/4-1"1/4	
13 500 250	



Hand pump	
13 800 905	




T union 1"1/4 output valve (*)	
13 902 105	
T union 1"1/2 output valve	
13 902 108	

Oil cooler + thermostat + predisposition	
type 5/10	
type 20	
type 30	



Output cylinder union male 1"1/2 femelle 1"1/4	
13 901 075	



Complete set of stickers	
12 208 100	
Sticker for hydraulic manual release	
12 210 121	

PRICE LIST 2013

Accessories After sales service hydro MORIS

205

(*) Presented photo

Item code	Designation	
Motor pump ELMO		
13 800 814	10.5 CV 380/660 shaft pump Ø 19	
13 800 713	13 CV T380/660 DH : */Triangular pump Ø 19	
13 800 716	16 CV T380/660 DH : */Triangular pump Ø 19	
13 800 720	20 CV T380/660 DH : */Triangular pump Ø 19	
13 800 806	20 CV T380/660 DH : */Triangular pump Ø 32	
13 800 725	25 CV T380/660 DH : E*/Triangular pump	
13 800 730	30 CV T380/660 DH : */Triangular pump STD	
13 800 740	40 CV T380/660 DH : */Triangular pump Ø 32	
13 800 750	50 CV T380/660 DH : */Triangular pump Ø 32	
13 800 780	80 CV T380/660 DH : */Triangular pump Ø 32	
13 800 820	Coupling flange kit for motor/pump M321522CA (for motor 13 to 40 CV and pump since to 180L)(*)	



Flexible Hose 1"1/4 (32 mm)		
13 060 020	1"1/4 Ø 32 mm L 2 m (CE)	
13 060 030	1"1/4 Ø 32 mm L 3 m (CE)	
13 060 040	1"1/4 Ø 32 mm L 4 m (CE)	
13 060 050	1"1/4 Ø 32 mm L 5 m (CE)	
13 060 060	1"1/4 Ø 32 mm L 6 m (CE)	
13 060 070	1"1/4 Ø 32 mm L 7 m (CE) (*)	
13 060 080	1"1/4 Ø 32 mm L 8 m (CE)	
13 060 090	1"1/4 Ø 32 mm L 9 m (CE)	
13 060 100	1"1/4 Ø 32 mm L 10 m (CE)	
13 060 110	1"1/4 Ø 32 mm L 11 m (CE)	
13 060 120	1"1/4 Ø 32 mm L 12 m (CE)	
13 060 130	1"1/4 Ø 32 mm L 13 m (CE)	
13 060 140	1"1/4 Ø 32 mm L 14 m (CE)	
13 060 150	1"1/4 Ø 32 mm L 15 m (CE)	



Flexible Hose 1"1/2 (38 mm)		
13 080 030	1"1/2 Ø 38 mm L 3 m	
13 080 040	1"1/2 Ø 38 mm L 4 m	
13 080 050	1"1/2 Ø 38 mm L 5 m	
13 080 060	1"1/2 Ø 38 mm L 6 m	
13 080 070	1"1/2 Ø 38 mm L 7 m	
13 080 080	1"1/2 Ø 38 mm L 8 m	
13 080 090	1"1/2 Ø 38 mm L 9 m	
13 080 100	1"1/2 Ø 38 mm L 10 m	
13 080 110	1"1/2 Ø 38 mm L 11 m	

PRICE LIST 2013

Accessories After sales service hydro MORIS

206

(*) Presented photo



Item code	Designation	
13 300 099	Rupture valve 1"1/4	
13 300 100	Rupture valve 1"1/2 (*)	
13 890 114 A	Internal hose replacement 150 L + connection 1"-1	
13 890 114 B	Internal hose replacement 180/380 L + connection 1" 1/2 - 1" 1/4	
13 900 004	Crystal tube Ø 10 mm oil return (per meter)	



Complete set of joints		
Item code	Diameter cylinder	
13 900 106	Ø 60 mm (*)	
13 900 112	Ø 80 mm	
13 900 107	Ø 90 mm	
13 900 110	Ø 100 mm	
13 900 111	Ø 110 mm	
13 900 115	Ø 120 mm	
13 900 116	Ø 130 mm	
13 900 108	Ø 150 mm	
13 900 109	Ø 160 mm	
13 900 113	Ø 180 mm	



Non-return valve joint		
13 900 143	Non-return valve joint tank 15/250 L (*)	
13 900 144	Non-return valve joint tank 300/650 L	
13 900 200	Set of 15/250L power pack joint	
13 900 206	Set of 300/650L power pack joint	

PRICE LIST 2013



Item code	
Distributor 150 L 3 valves 48 VCC	
13 900 211	



Item code	
Adaption kit and connection for former valve model 1" 1/4 150L	
13 500 001	



Item code	
Distributor 125 L 3 valves 48 VCC	
13 900 210	



Item code	
Adaption kit and connection for former valve model 1" 1/2 180 to 380L	
13 500 002	

Item code	
Pressure-gauge	
13 900 118	

Accessories hydro MORIS



Item code	Designation	
13 902 100	MORIS Hydro power pack - 16 CV 380 / 660 Y/D- 3 valves 48 vcc - 150 L (Nb : Oil to be added)	



Oil		
Item code	Designation	
13 001 002	Drum 60 L ZS46	
13 001 007	Drum 60 L ZS68	



Item code	Designation	
13 000 999	Drum 20 L ZS46	
13 001 008	Drum 20 L ZS68	

208

Accessories After sales service hydro **HYDRONIC LIFT**



Item code	
Screw n°4 thermojet HYDRONIC power pack	
13 900 017	

PRICE LIST 2013



CARS

PRICE LIST 2013



Standard cars

Basic specification

Basic specification	ODEON	VENDOME
Car floor chassis bonded and clipped + threshold support 25 mm recess possible	✓	✓
Floor PVC U4P3M3 TARALAY, glued on 22 mm wood board, 3 colours available: Mykérinos, Seth and Amset	✓	
Wall Panels in non-assembled plate	Zinc plated 1 mm and 1.5 mm	Zinc plated 1 mm and 1.5 mm
Skirting Alloy strip with stainless steel appearance		
Hand rail Ø 40mm bar in alloy with stainless appearance. End pieces in polished alloy	✓	✓
Finish ARPA laminate, 6mm thickness with choice of 9 colours - alloy edge strips with stainless steel appearance	✓	
Finish PrintWood laminate, 6mm thickness 6 mm - alloy edge strips with stainless steel appearance		✓
Clear mirror 5mm thickness - Mid-height - total width of face C	✓	
Clear mirror 5mm thickness - Width 800 mm - Full height 300 mm width on face C		✓
COP full height column, width 220 mm (to be added)	See Fixtures pages	See Fixtures pages
Roof tray bonded and riveted - No trap door on the 630 kg model	✓	✓
Articulated false ceiling tray bonded and riveted - Pre-painted 9010 white. LED spots with backup power unit	✓	
Articulated false ceiling formed tray bonded and riveted - Zinc plated + Epoxy deco patterns "Ode" or "Constellation" on request, fluorescent strip lighting		✓
Access 2 AD/AS 800*2000 returns 230-70 ventilation and photocell provision (supplied by customer)	Polished stainless 220	Polished stainless 220

BASIC CABIN PRICES (ex-works, before VAT)	630 kg	1000 kg	630 kg	1000 kg




Standard cars - Options

212

(*) Presented photo

Options	ODEON		VENDOME	
	630	1000	630	1000
Car height 2080 or 2280 mm				
Door adaptation C.O. 1000 or 1100, single access				
Door adaptation FERMATOR 50/11 (excluding return), single access				
Polished stainless steel return 220 mm other than 2AD/AS 800*2000 returns 230-70, single access				
Etched stainless steel entry D42 - single access				
False ceiling spot light - Tray polished stainless steel 220				
False ceiling spot light - Tray etched stainless steel D42				
False ceiling flat deco - Patterns "Ode" or "Constellation" Zinc tray + Epoxy - Fluorescent lighting				
False ceiling formed deco - Patterns "Kaïboti", "Céleste" or "Damier" Zinc tray + Epoxy - Fluorescent lighting				
False ceiling flat deco - Patterns "Ode" or "Constellation" Tray polished stainless steel 220 - Fluorescent lighting				
False ceiling flat deco - Patterns "Ode" or "Constellation" Tray etched stainless steel D42 - Fluorescent lighting				
Formica or Polyrey finish, except the colours on "Finishes and colours" pages				
Oberflex finish				
Hubler Alpikord Classic laminate * (panels 250 x 125) / alloy edge strip mountings				
Hubler Alpikord Classic laminate ** (panels 305 x 130) / alloy edge strip mountings				
Hubler Alpikord Loupe laminate / Colours *** (panels 250 x 125) / alloy edge strip mountings				
Hubler Homapal laminate* (except rivets) (panels 244 x 122) / alloy edge strip mountings				
Hubler Homapal laminate* Alloy rivets (*)/ alloy edge strip mountings				
Hubler Homapal laminate** Alloy rivets / alloy edge strip mountings				
Floor etched stainless plate 304 D24 1.5mm thickness on 22mm thickness plywood *				
Natural colour mirror 800mm width, full height at 300 mm from floor on face C				
Natural colour mirror - Full width, full height at 300 mm from floor on face C (divided by strip IP220)				
Hand rail "Oak" clear, polished alloy supports, face B or D				
Wooden crate packaging				
Extra for handrail	Ends : Black stainless steel aspect			
	Ends : Stainless steel aspect			
	Ends : Gold stainless steel aspect			




Standard cars - Options Floor finishes Trend

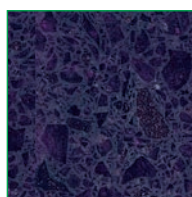
Trend floor - VMotion standard car	400 kg	630 kg	800 kg	1000 kg
Trend floor Cristallino - Category * - Tile in 1 piece				
Trend floor Cristallino - Category ** - Tile in 1 piece				
Trend floor Cristallino - Category *** - Tile in 1 piece				



*431




**433




***455

Trend floor Rock Solid - Category * - Tile in 1 piece				
Trend floor Rock Solid - Category ** - Tile in 1 piece				
Trend floor Rock Solid - Category *** - Tile in 1 piece				

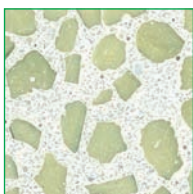


**609

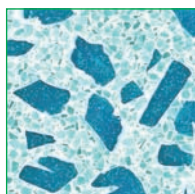


***673


Trend floor Prezioso - Category * - Tile in 1 piece				
Trend floor Prezioso - Category ** - Tile in 1 piece				
Trend floor Prezioso - Category *** - Tile in 1 piece				



*504



**513



***521

Non-standard car Basic specification

Basic specification	300 kg	400 kg	630 kg	800 kg	1000 kg
Chassis UPF or welded plate + door sill support - 25mm recess available - Without lower plate tray	0,90 m ² maxi	1,17 m ² maxi	1,66 m ² maxi	2,00 m ² maxi	2,40 m ² maxi
Floor PVC U4P3M3 Taralay, not glued, 3 colours available: Mykérinos, Seth and Amset			✓		
Walls (Height 2200 mm) Vertical zinc plated steel panels for assembly by bolting together - Without lateral uprights			✓		
Skirting Alloy strip anodised natural finish or stainless appearance			✓		
Hand rail Round type in alloy anodised natural finish or stainless appearance with polished alloy end pieces			✓		
Clear mirror Mid-height natural colour on rear wall Max. width 1150 mm			✓		
Control operating panel (to be added)	(See Fixtures pages)				
Roof Tray with welded webs + U operator support slide - Without upper cross-beam			✓		
Trap door Size 400 x 600 mm - From 800 kg onwards				1	1
False ceiling Alloy strip white Epoxy + non-glued white diffuser Lighting by dual fluorescent light 36 W			✓		
Entry Zinc plated steel, natural ventilation and photocell provision (photocell supplied by customer)			✓		
Basic car price (ex-works before VAT)					



Non-standard car - Options

Options	Price specification € HT				
	300 kg	400 kg	630 kg	800 kg	1000 kg
Walls + stainless steel 304 polished 220 entrance					
Walls + stainless steel 304 etched D42 entrance					
6mm thickness finish with alloy strip - ARPA colours					
6mm thickness finish with alloy strip - Printwood, Formica or Polyrey colours					
Hubler Alpikord classic finish laminate					
Hubler Alpikord finish laminate loupe: colours					
1 entrance 304 stainless steel polished 220					
1 entrance 304 stainless steel D42					
1 Adaptation for door other than SODIMAS					
1 supplementary alloy hand rail					
Hand rail brushed stainless Ø 40 mm, end pieces VM polished alloy - per metre					
Hand rail brushed stainless steel Ø 40 mm, mounted on stainless steel spacers Ø 33 mm, black plastic end pieces - per metre					
Skirting height 70 mm, folded etched stainless steel plate D42 or polished steel stainless 220 (for tray-shape floor plate) - per metre					
Medium strip height 150 mm or alloy + rubber - 1 per face					
False ceiling flat deco: alloy strips + plate tray deco patterns or with spot recess					
False ceiling formed deco - "Kaïboti", "Céleste" or "Damier" patterns in 1 part 1100mm < width of false ceiling tray < 1400 - Max. depth 1400 mm (in 2 parts on 1000 kg model)					
Ceiling pre-painted white RAL 9010 + spot recess					
Ceiling stainless steel 304 polished 220 thickness 0.8 mm (except finished car) - Fluorescent					
Ceiling stainless steel 304 etched D42 thickness 0.8 mm (except finished car) - Fluorescent					
Engraved 304 St/St ceiling - LED Square lighting vandal resistant					
Floor etched stainless steel plate D42 thickness 1.2 mm bac shape, folds on 3 faces height 20 mm, not welded					
Floor alloy height 40 mm					
Wooden crate packaging					



Vandal-resistant car

216

Mirror in mirror-finish stainless steel, flush-mounted

Textured graffiti- and scratch-resistant stainless steel walls
shock-resistant

Stainless steel handrails
with invisible
and tamper-proof fixings

Plinthes inox
with invisible
and tamper-proof fixings

Trip-resistant floor
Variants: Stainless steel, granite




Ceiling in mirror-finish stainless steel
without attachment points

LED spots with vandal-resistant laminated glass, flush-mounted
without visible fixings

Pushbutton box in stainless steel same colour as the wall
cannot be dismantled from the inside

Demon buttons in stainless steel with enamelled markings
strengthened vandal resistance

Vents integrated into the corners
with inaccessible holes



PRICE LIST 2013

Vandal-resistant car

217

Comply with EN81-71

BATG3 scratch- and graffiti-resistant 304 type stainless steel.

Basis	
Standard car 630 kg	
Dimensions: 1100 x 1400 mm HSP 2180	
Single access FERMATOR PM300 door adaptation prewiring	
Entrance + BATG3 engraved 304 stainless steel walls, thickness 15/10	
Ceiling mirror-finish BATG3 304 stainless steel with notches for 4 spots	
Flush-mounted mirror in 304 mirror-finish stainless steel sheet, half-height/full height	
1 handrail Ø 40 mm in extruded brushed stainless steel side B	
Stainless steel skirting	
Floor in D42 engraved stainless steel sheet, tray shape	
Stainless steel pushbutton box column (without components)	
4 vandal-resistant spots + power supply	
Basic car price (ex-works before VAT)	

Variants	
300 kg car, max. surface area 0.90 m ² HSP 2200	
Description identical to basic car	
Basic car price (ex-works before VAT)	
630 kg car, max. surface area 1,66 m ² HSP 2200	
Description identical to basic car	
Basic car price (ex-works before VAT)	
1000 kg car, max. surface area 2,40 m ² HSP 2200	
Description identical to basic car + 2 spots	
Basic car price (ex-works before VAT)	

Option	
Door adaptation other than FERMATOR PM300	
Basic car price (ex-works before VAT)	

PRICE LIST 2013

Car wall finish for renovation

218



Description	
SODECO CAR FINISHING READY TO INSTALL ODEON For rectangular car up to 630 kg - Car height maxi : 2200 mm	
Including : <ul style="list-style-type: none"> - One set of laminated wall finishes Arpa with aluminium rivets and clips - One set of aluminium skirting with bolts and nuts - One aluminium handrail diam 42 mm with bolts, nuts and black lead - One PVC Taralay car floor finish Mykerinos, Seth or Amset - One natural mirror, half height, full wide, face C, with aluminium clips - 1 false white ceiling articulated, with white aluminum profile, bolts, brackets, LED spot lighting with emergency power supply. 	
SODECO CAR FINISHING READY TO INSTALL VENDOME For rectangular car up to 630 kg - Car height maxi : 2200 mm	
Including : <ul style="list-style-type: none"> - 1 set of laminate finish panels with alloy edge strips, clips and rivets - One set of aluminium skirting with bolts and nuts - 3 aluminium handrails diam 42 mm with bolts, nuts and black lead - One PVC Taralay car floor finish Mykerinos or Pharaon - One natural mirror, 358 mm wide, full height, face C, with aluminium clips - One set false ceiling "Déco", with aluminium white profile, bolts and nuts, two fluo light 18W. 	
	Price €
ODEON	
VENDOME - Habillage revêtu de stratifié PrintWood, Formica ou Polyrey	

Options		
Designation	ODEON	VENDOME
	Price €	Price €
Aluminium skirting in stainless steel 8/20		
Additional aluminium handrail		
Stainless steel curved handrail(s)		
Stainless steel handrail end fitted together, pack of 2		
Mirror natural color, 358 mm wide full height		
COP face plate cutting		
Corner polished mirror 220 or engraved D42 for car with curved corner		
Entrance* polished stainless steel 220, without cut off		
Entrance* engraved stainless steel D42, without cut off		

* Nota : with car entrance size, specify if complete entrance or the finish only

Car wall finish for renovation

219



Designation	Quantity	Price €
Hand rail tube Ø 40 mm 1.5 mm thickness Alloy with stainless steel appearance	per metre	
Hand rail tube Ø 40 mm 1.5 mm thickness Stainless steel 304 brushed 220	per metre	
Hand rail tube Ø 40 mm 1.5 mm thickness Stainless steel 304 polished mirror	per metre	
Hand rail mounting end pieces Ø 40 mm Alloy polished mirror - With bracket	Set of 2	
Hand rail mounting end pieces Ø 40 mm Alloy polished mirror with black nickel - With bracket	Set of 2	
Hand rail mounting end pieces Ø 40 mm Alloy chrome finish - With bracket	Set of 2	
Hand rail mounting end pieces Ø 40 mm Polished alloy in gold finish - With bracket	Set of 2	

Car accessories



Designation	Quantity	Price €
Hand rail tube Ø 40 mm 1.5 mm thickness Alloy with stainless steel appearance	per metre	
Hand rail tube Ø 40 mm 1.5 mm thickness Stainless steel 304 brushed 220	per metre	
Hand rail tube Ø 40 mm 1.5 mm thickness Stainless steel 304 polished mirror	per metre	
Hand rail mounting end pieces Ø 40 mm Alloy polished mirror - With bracket	Set of 2	
Hand rail mounting end pieces Ø 40 mm Alloy polished mirror with black nickel - With bracket	Set of 2	
Hand rail mounting end pieces Ø 40 mm Alloy chrome finish - With bracket	Set of 2	
Hand rail mounting end pieces Ø 40 mm Polished alloy in gold finish - With bracket	Set of 2	

PRICE LIST 2013

Car accessories

220

Designation	Quantity	Price €
Waterproof welded retaining tray - Zinc plate 2 mm + Primer dims. 800 x 1000 mm - Height 250 mm	1	
Waterproof welded retaining tray - Zinc plate 2 mm + Primer dims. 1000 x 1200 mm - Height 400 mm	1	
False ceiling white diffusing comprising Makrolon panels suspended by brackets mounted on the roof and alloy strips white Epoxy with fluorescent light		
For car with 1.66 m ² max.	1	
For cabin with 2.40 m ² max.	1	
Deco false ceiling comprising a plate tray with black or white paint stamped, pattern "Ode" or "Constellation", with white diffusing panels, suspended by brackets mounted on the ceiling, with fluorescent light		
For car with 1.66 m ² max.	1	
For cabin with 2.40 m ² max.	1	
White metal window IP55 Ø 200 mm with 100 W bulb B22		
White metal window IP55 Ø 200 mm with 100 W bulb B22	1	
Medium wood protection strip section 150 x 19 mm with screw mounting accessories	per metre	
Protection strip alloy + rubber section 20 x 20 mm with screw mounting accessories	per metre	
Hand rail Ø 42 mm alloy anodised natural finish with screw mounting accessories and plastic end pieces	per metre	
Hand rail Ø 40 mm in brushed stainless with screw mounting accessories and plastic end pieces	per metre	
Stainless steel easy fit end pieces Ø 40 mm	Set of 2	
Central part of false ceiling - Pre-painted white - Sodiciel 3		
Central part of false ceiling - Pre-painted white - Sodiciel 3	1	
Skirting height 50 mm alloy anodised natural colour - with screw mounting accessories	per metre	
Skirting height 50 mm alloy anodised with stainless steel appearance - with screw mounting accessories	per metre	
Skirting alloy height 50 mm finished in polished stainless steel plate gr. 220 with screw mounting accessories	per metre	
Skirting height 60 mm in folded polished stainless steel plate gr. 220 with screw mounting accessories	per metre	
Strip with 1 fluorescent light 18 W - Length 600 mm	1	
Strip with 2 fluorescent light 18 W - Length 600 mm	1	
Strip with 1 fluorescent light 30 W - Length 900 mm	1	
PVC floor Taralay in width 1500 mm Colours Mykérinos, Seth or Amset	m ²	
PVC floor Tarabus anthracite grey dots per sqm in width 1500 mm - In 24ml roll	m ²	
PVC floor Tarabus anthracite grey dots per sqm in width 1500 mm - In 24ml roll	1	
Single-sided adhesive foam width 7mm 3mm thickness join entry/ panels - In 10ml roll	1	
Single-sided adhesive foam width 9 mm 4.5mm thickness packing lamine panels - In 15ml roll	1	
Sound-proofing adhesive (3 kg/sqm) - Panel size 200 x 900 mm	1	

LED lighting



Description	Item code	Price €
Smart backup unit BSI 3400		
<ul style="list-style-type: none"> - power unit with current regulator up to 6 LED spots 4W - backup power unit (≈ 8 hours) for one LED spot 4W - telephone and intercom power unit with/without acoustic coupler up to 1.3Amp in permanent and backed up current - Battery 3.4Ah interchangeable - smart function using push buttons and LED for simulated operation, maintenance, etc. - output relay to control the unit on mains power failure, charger fault, battery fault - input standby option 		
The BSI 3400 kit includes: the unit with battery, 6 plug-in cables (3ml) with plug for LED spot, 2 plug-in cables (3ml) for audio signal button and 12Vdc external power supply, a siren 115dB plug-in, bracket - Size: 226 x 180 x 79 mm - Weight: 2.5 kg		
14 012 450		

Battery backup BSI3400 - 12V 3,4 A/h	14 012 410	
--------------------------------------	-------------------	--



Power supply without back up		
230/12 Vdc power supply LED, 30 W maxi (6 bulbs LED SODIMAS)		3mlg lead with plugging GU5,3 for LED
14 012 192		14 012 195



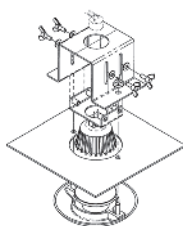


LED SODIMAS spots MR16		
<ul style="list-style-type: none"> - 4W spot (3 LEDs, 1.3W each) - 270 lumens - wide angle - 12Vde power supply - consumption 375 mA - connection GU5.3 - life cycle with BSI 3400 power units: up to 50 000 hours Performance with BSI3400 power unit: Lighting value with 4 Sodimas spot on 630 kg cabin (1100 *1400) - ceiling height 2200 mm - value on floor, middle of cabin: min. 150 lux - value on control panel (buttons): from 200 to 300 lux		
14 900 001		

LED bulb cover for new ceiling	14 020 104	
--------------------------------	-------------------	--


SODIMAS spot support for modernisation, vandal resistant (trade mark)		
<ul style="list-style-type: none"> - support with invisible bracket - adjustable as a function of ceiling thickness - hole provision on ceiling from Ø 53 to 63 mm - LED bulb SODIMAS 14 900 001 assembled 	<ul style="list-style-type: none"> - Stadip glass protection - spot mechanically protected - bowl in Zamac material 	
Support with LED bulb - bowl colour white	14 010 075	
Support with LED bulb - bowl colour black	14 010 073	

Support without bulb - bowl colour white	14 010 077	
Support without bulb - bowl colour black	14 010 076	



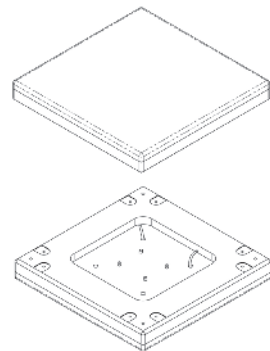
LED lighting

222



LED square lighting low consumption (15W) with integrated emergency light

14 900 005	114
-------------------	------------

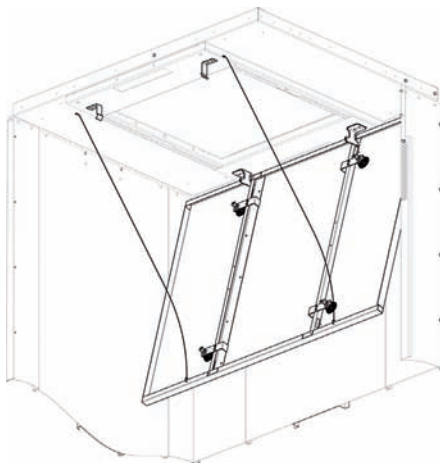


Renovation articulated false ceiling with LED

PRICE LIST 2013

Composition	
- TRAY -	
<ul style="list-style-type: none"> - Comprising a steel tray white epoxy* articulated with supports, hooks, bracket, retaining cord - Effective and discreet locking system - Reversible opening sense - Equipped with notches and supports for Sodimas LED spot 	
Size :	<ul style="list-style-type: none"> - tray height: 24 mm - overall height with brackets : 130 mm - clearance from wall: 25 mm (37mm with full height COP)
<i>When ordering, specify the interior dimensions of the car walls (width x depth) and specify whether there is a full-height COP.</i>	
- LIGHTING -	
<ul style="list-style-type: none"> - Comprises a power unit and backup with BSI3400 siren + Sodimas wide angle, high luminosity, LED spot with complete plug-in wiring One spot is supplied with backup power in the event of a power failure - LED and power unit specifications on previous page. 	





- * - Exists in polished mirror finish, chrome or black
- Exists in suspension non-articulated



Cabin floor area	Rated load	Number of spots planned	Price €
Not exceeding 0.9m ²	Not exceeding 320 kg	2	
To 1.1 to 1.3 m ²	To 375 to 450 kg	3	
To 1.45 to 1.66 m ²	To 525 to 630 kg	4	
To 1.75 to 2 m ²	To 675 to 800 kg	5	
To 2.05 to 2.4 m ²	To 825 to 1000 kg	6	

After sales

Vandal resistant lighting

Item code		Price €		Item code		Price €	
	Halogene downlight vandal resistant 20W (including bulb)		12 240 040		Electronic transformer 3 x 20W pre-wired for halogene downlight		12 240 042
	Halogene bulb 20W		12 240 045		Set of 3 halogene downlights vandal resistant + transformer + special key		12 240 035 EN

Eclairage halogène

Item code		Price €		Item code		Price €	
	Halogene downlight ø 60 mm white cover (no bulb)		12 240 048		Halogene bulb 12V 20W		12 240 055
					Halogene bulb 12V 50W		12 240 054
	Transformer 220/12Vac 50W		12 240 059		Transformer 220/12Vac 100W		12 240 058

Item code		Price €		Item code		Price €	
	Set of vandal resistant fitting for mirror		12 220 135		Central part of false ceiling for SODICIEL 3 White painted finish		12 240 060

Car accessories various

224



Universal protective blanket


Composition: Beige cotton fabric BHE - Felt protection in lower part - Transparent horizontal reinforced insert (for buttons and display height 81/70)
 - Mixed fixing: Locked spring style tabs and suction cup (mirror)
 - Possibility to lockout
 - Available in 3 different panel sizes to be composed following to the car surface to protect - Fire classification M4

Item code	Designation	Price €
08 010 011	Panel H 2050 x L 1100 mm	
08 010 012	Panel H 2050 x L 1250 mm	
08 010 013	Panel H 2050 x L 1400 mm	

Example: For a car of 525 kg with simple access L 1000 x 1350 mm
 Price: 148 + (168 x 2) = 484 €







Floor finish

Designation	Price €
"Seth", "Amset" or "Mykérimos" finish (l = 1500 mm)* per sqm	
Dark-grey spotted finish (l = 1500 mm)* per sqm	
(*) The wasted part on the width should be taken into consideration in the surface calculation	



Item code	Designation	Price €
12 226 000	Aluminium handrail Diam 42 mm	
	Stainless steel handrail diam. 42mm with nuts, bolts and plastic cover	







PRICE LIST 2013


	Item code	Price €		Item code	Price €
					
	Aluminium handrail end			Male fixing kit for blanket (1 cross handle + 12 male tenax)	
	12 226 010			08 010 020	
					
	Aluminium handrail joist			Suction cap for blanket	
	12 226 020			08 010 030	
					
	Blanket cross handle (bracket)			Button (female tenax)	
	08 010 025			08 010 035	

Car accessories various

225

(*) Photo présentée

	Item code	Price €		Item code	Price €
	Aluminium engraving plate 47 x 170 mm No Smoking			Car fan 90 m3/h	
	12 210 050			12 240 030	
	Flap-seat in black skai cloth			Trap door lock with contact	
	12 230 122			12 230 120	
	Protection grid for fan			Fan grid in stainless steel 220 x 70 mm	
	12 240 031			12 230 115	

Folding ladder (small size)		
Item code	Height / Designation	Price €
 12 220 415	1,50 m (*)	
12 220 425	2,50 m	
12 220 430	3,00 m	
12 220 400	High and low fixation set + bracket for folding ladder (*)	



PRICE LIST 2013




ascenseurs

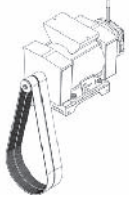
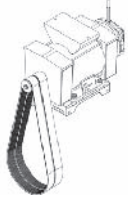
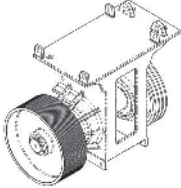
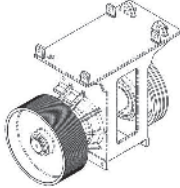


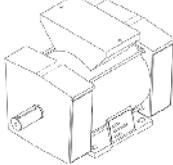
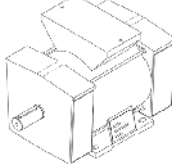
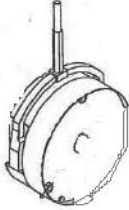
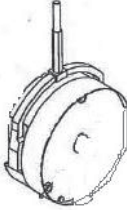

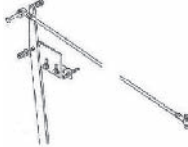






MACHINEROOMLESS LIFTS

PRICE LIST 2013





Replacement parts Sodiciel 3

Item code		Item code	
	Motor bed plate set 630 kg (support, motor B3 4kW, 2 belts poly V 10 striations, brake K6, encoder 4096 imp/rot)		Motor bed plate set 1000 kg (support, motor B3 7 kW, 2 belts poly V 13 striations, brake K7, encoder 4096 imp/rot)
02 010 144 EN		02 010 146 EN	
	Motor bed plate set 630 kg (bed plate + traction pulley 2 grooves and fitted driving pulley)		Motor bed plate set 1000 kg (bed plate + traction pulley 3 grooves et fitted driving pulley)
02 010 143 EN		02 010 145 EN	
	Set with 2 traction belts 630kg Hutchinson poly V 10 striations L = 1530 mm - To be replaced every 5 years or 5000 h		Set of 2 traction belts 1000kg Hutchinson poly V 13 striations L = 1530 mm - To be replaced every 5 years or 5000 h
01 700 000		01 700 010	
	Motor B3 630 kg 4 kW - 20 Hz - 4 poles - 600 rpm Setting file no. 18 for ATV58F		Motor B3 1000 kg 7 kW - 50 Hz - 6 poles - 900 rpm Setting file no. 6 for ATV58F
01 006 309		01 010 007	
	Brake K6 for motor B3 4 kW 630 kg 150 Nm - 180 Vdc Special rectifier bridge S4		Brake K7 for motor B3 7 kW 1000 kg 200 Nm - 180 Vdc Special rectifier bridge S4
01 700 630		01 701 000	
	Lever set for manual brake switch off 630 kg		Lever set for manual brake switch off 1000 kg
02 010 028 EN		02 010 029 EN	
	Encoder VM 4096 imp/rot type 4096 PTSR 5 Vdc hollow shaft		Rectifier S4 (Sodiciel / VMotion) for brake K6/K7
01 004 096		01 700 100	
	230 VAC red flashing beacon HDN < 3300		CROUZET contact governor weight -with spring - Sodiciel
14 013 000		14 006 010	

Replacement parts Sodiciel 3

230

The replacement of the pulley requests **IMPERATIVELY** the replacement of the traction ropes and vice-versa

	Item code		Item code	
		Traction pulley Sodiciel 3 Ø 240 x 2 x 8 mm 630 kg		
	03 030 027			
		Traction pulley Sodiciel 3 Ø 240 x 3 x 8 mm 1000 kg		
	03 030 037			

METALLIC NON-ROTATING CENTRAL CORE TRACTION ROPE SODICIEL 3

Diameter	Rupture (Kg)	Weight (Kg/m)	Price per meter € ex.t.			
			Item code	Cable drum 500m	Item code	Cut
8	4400	0,25	11 014 008		On request	

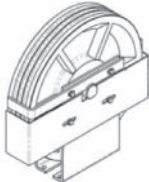
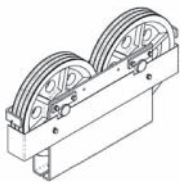




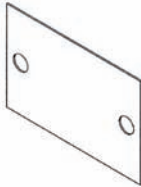

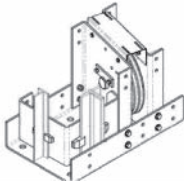
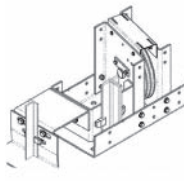
	Item code		Item code	
		Mechanical load weight contact on fixed point		
	14 006 020			
		Brake contact kit Vmotion		
	01 010 011 EN			
		Set of 2 filler weights to add on traction tension device if travel > 20 m		
	11 030 076 EN			
		Power supply board VK-3i 220 vdc - Balance for fixed point Sodiciel / VMotion		
	14 030 079			
		Traction rope tension device contact		
	14 006 090			
		Photocell for electronic load weighting for fixed point Sodiciel / VMotion		
	11 030 069			
		BC1016 key + 1351-10B cylinder barrel for SODICIEL 3 controller sliding panel Right landing door		
	05 920 835 D			
		Left landing door		
	05 920 835 G			
		Photocell amplifier control belt presence For transmitter and receiver of the photocell		
	14 008 160			

PRICE LIST 2013

Replacement parts Sodiciel 3





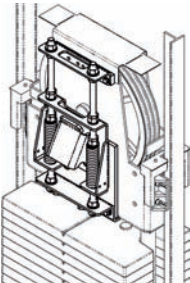


In order to specify the hand of the machine, stand on the top landing floor looking at the door: if the traction pulley is on the right hand side, it is a **Sodiciel right hand**, otherwise it is a **Sodiciel left hand**.

For the parts on 99VF operator, see the reserved section at this effect (DOORS)

Item code		Item code	
	High return suspension pulley set 630 kg - Sodiciel right hand motorisation		Top return suspension pulley set 1000 kg
	04 000 020 EN		04 000 040 EN
	Sodiciel left hand motorisation		
	04 000 030 EN		
	Plastic pulley Ø 320x3x8 mm Counterweight and car suspension 630 / 1000 kg Traction under car 1000 kg		Suspension plastic pulley under car Ø 320 x 2 x 8 mm 630 kg
	04 033 005		04 032 005
	Guide shoe with insert for Sodiciel - Shim necessary if replacement of the old guide shoes		Plastic guide shoe for counterweight type G11 for guide 5 for Sodiciel 3
	630 kg		10 000 611
	1000 kg		
	10 010 038 EN		
	10 010 039 EN		
	Shim thickness 0,5 mm for car steel plate guide shoes		Car oiler kit
	10 020 509		12 350 130
	Shim thickness 1 mm for car steel plate guide shoes		
	10 020 012		
	Traction pulley set 240 x 2 x 8 mm bottom return 630 kg - Sodiciel right hand motorisation		Traction pulley set 240 x 3 x 8 mm bottom return 1000 kg - Sodiciel right hand motorisation
	04 000 001 EN		04 000 002 EN
	Sodiciel left hand motorisation		Sodiciel left hand motorisation
	04 000 000 EN		04 000 003 EN




Replacement parts VMotion

232

	<table border="1"> <thead> <tr> <th>Item code</th> <th></th> </tr> </thead> <tbody> <tr> <td colspan="2">Bottom return pulley set (shaft + pulley + bearing) VMotion type 1 630 / 1000kg</td> </tr> <tr> <td>03 010 014 EN</td> <td></td> </tr> </tbody> </table>	Item code		Bottom return pulley set (shaft + pulley + bearing) VMotion type 1 630 / 1000kg		03 010 014 EN			<table border="1"> <thead> <tr> <th>Item code</th> <th></th> </tr> </thead> <tbody> <tr> <td colspan="2">Bottom return pulley set (shaft + pulley + bearing) VMotion 2 Gearless 630 / 1000kg</td> </tr> <tr> <td>03 010 013 EN</td> <td></td> </tr> </tbody> </table>	Item code		Bottom return pulley set (shaft + pulley + bearing) VMotion 2 Gearless 630 / 1000kg		03 010 013 EN	
Item code															
Bottom return pulley set (shaft + pulley + bearing) VMotion type 1 630 / 1000kg															
03 010 014 EN															
Item code															
Bottom return pulley set (shaft + pulley + bearing) VMotion 2 Gearless 630 / 1000kg															
03 010 013 EN															
	<table border="1"> <tbody> <tr> <td colspan="2">Tension roller set VMotion type 1 630 / 1000 kg</td> </tr> <tr> <td>04 010 021 EN</td> <td></td> </tr> </tbody> </table>	Tension roller set VMotion type 1 630 / 1000 kg		04 010 021 EN			<table border="1"> <tbody> <tr> <td colspan="2">Brake unlocking kit, 1 lever</td> </tr> <tr> <td>02 010 121 EN</td> <td></td> </tr> </tbody> </table>	Brake unlocking kit, 1 lever		02 010 121 EN					
Tension roller set VMotion type 1 630 / 1000 kg															
04 010 021 EN															
Brake unlocking kit, 1 lever															
02 010 121 EN															
	<table border="1"> <tbody> <tr> <td colspan="2">Belt tension device set on counterweight for VM type 1 (removal of tension roller) 630 kg</td> </tr> <tr> <td>10 010 289 EN</td> <td></td> </tr> <tr> <td colspan="2">1000 kg</td> </tr> <tr> <td>10 010 290 EN</td> <td></td> </tr> </tbody> </table>	Belt tension device set on counterweight for VM type 1 (removal of tension roller) 630 kg		10 010 289 EN		1000 kg		10 010 290 EN			<table border="1"> <tbody> <tr> <td colspan="2">Brake unlocking kit, 2 levers</td> </tr> <tr> <td>02 010 137 EN</td> <td></td> </tr> </tbody> </table>	Brake unlocking kit, 2 levers		02 010 137 EN	
Belt tension device set on counterweight for VM type 1 (removal of tension roller) 630 kg															
10 010 289 EN															
1000 kg															
10 010 290 EN															
Brake unlocking kit, 2 levers															
02 010 137 EN															
			<table border="1"> <tbody> <tr> <td colspan="2">Cable for brake unlocking kit VM 630 / 1000 kg</td> </tr> <tr> <td>02 020 249</td> <td></td> </tr> </tbody> </table>	Cable for brake unlocking kit VM 630 / 1000 kg		02 020 249									
Cable for brake unlocking kit VM 630 / 1000 kg															
02 020 249															



Traction belt is to be replaced every 5 years

	<table border="1"> <tbody> <tr> <td colspan="2">Traction belt Poly V (rope Ø 2 mm) Width 75 mm (price per meter)</td> </tr> <tr> <td>04 021 0XX</td> <td></td> </tr> </tbody> </table>	Traction belt Poly V (rope Ø 2 mm) Width 75 mm (price per meter)		04 021 0XX		<p>Example for a belt of 18m : Code 04 021 018 Price 36 x 18 = 648 € Length calculation VM 630 / 1000 kg : 2 x travel + 8 m</p>							
Traction belt Poly V (rope Ø 2 mm) Width 75 mm (price per meter)													
04 021 0XX													
	<table border="1"> <tbody> <tr> <td colspan="2">Traction belt Poly V (rope Ø 2 mm) Width 89 mm (price per meter)</td> </tr> <tr> <td>04 025 020</td> <td></td> </tr> <tr> <td>04 025 010</td> <td></td> </tr> </tbody> </table>	Traction belt Poly V (rope Ø 2 mm) Width 89 mm (price per meter)		04 025 020		04 025 010			<table border="1"> <tbody> <tr> <td colspan="2">75/90 mm electronic belt controller assembly MBT 1500</td> </tr> <tr> <td>14 010 104 EN</td> <td></td> </tr> </tbody> </table>	75/90 mm electronic belt controller assembly MBT 1500		14 010 104 EN	
Traction belt Poly V (rope Ø 2 mm) Width 89 mm (price per meter)													
04 025 020													
04 025 010													
75/90 mm electronic belt controller assembly MBT 1500													
14 010 104 EN													
	<table border="1"> <tbody> <tr> <td colspan="2">Traction belt Poly V (rope Ø 2,5 mm) Width 90 mm (price per meter)</td> </tr> <tr> <td>04 022 007 to 04 022 020</td> <td></td> </tr> </tbody> </table>	Traction belt Poly V (rope Ø 2,5 mm) Width 90 mm (price per meter)		04 022 007 to 04 022 020									
Traction belt Poly V (rope Ø 2,5 mm) Width 90 mm (price per meter)													
04 022 007 to 04 022 020													

Replacement parts VMotion

233

(*) Presented photo

	Item code		Item code	
	Complete set of brake contacts VM630		Pair of brake de-energising contacts	
	02 950 016		02 950 052	
			VM 630 - 1000 (*)	
			02 950 055	
	Pair of brake brackets VM630		Gearless ERN487 encoder + 6 m cable	
	02 950 027		02 950 054	
	VM1000 (*)			
	02 950 028			
	VM1250 GTF2 (9.1 kW)			
	02 950 029			
	VM1600 GTF3 (11.2 kW)			
	02 950 031			
	Electric switch 1 NC for governor weight 200 & 300 mm type RAVIOLI MFCP01SL		Gearless ERN487 encoder + 10 m cable	
	12 015 335		02 950 045	
			Key 3132A + cylinder barrel for VM gate	
			14 020 023	
	24 VDC blue flashing beacon for EN81-21 HDN < 3300		Unlocking clamp Babyfix Vmotion Be	
	14 013 005		20 020 200	

PRICE LIST 2013

Notes

Notes

236

PRICE LIST 2013

www.SODIMAS®.com

Siège social / Head office

11 rue Ampère
26600 Pont de l'Isère
FRANCE

☎ +33(0)4 75 84 86 00

☎ +33(0)4 75 84 67 30

e-mail : accueil@sodimas.fr

